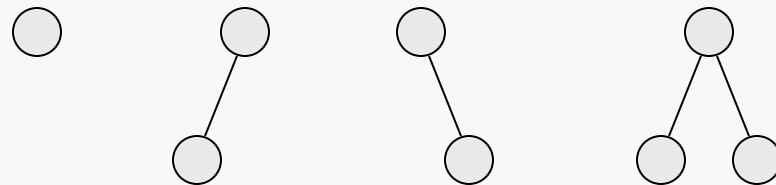
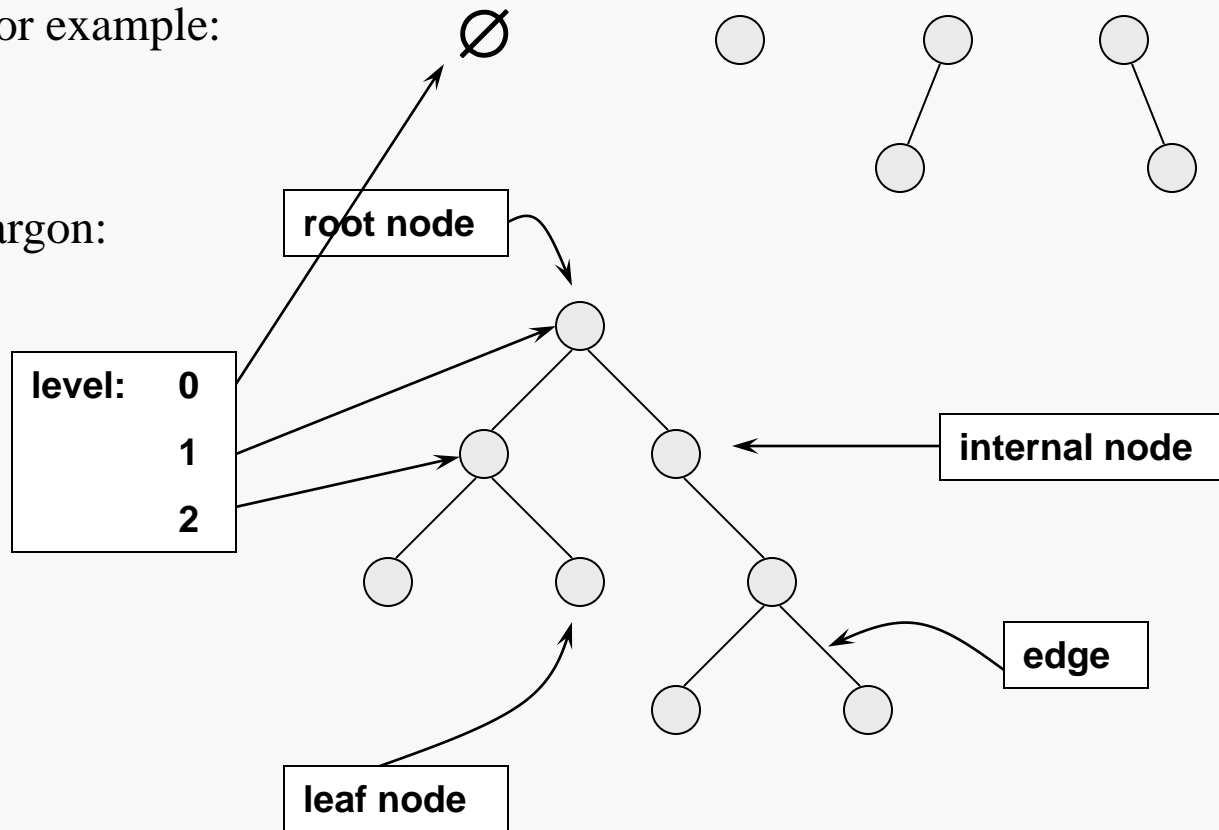


A binary tree is either empty, or it consists of a node called the root together with two binary trees called the left subtree and the right subtree of the root, which are disjoint from each other and from the root.

For example:



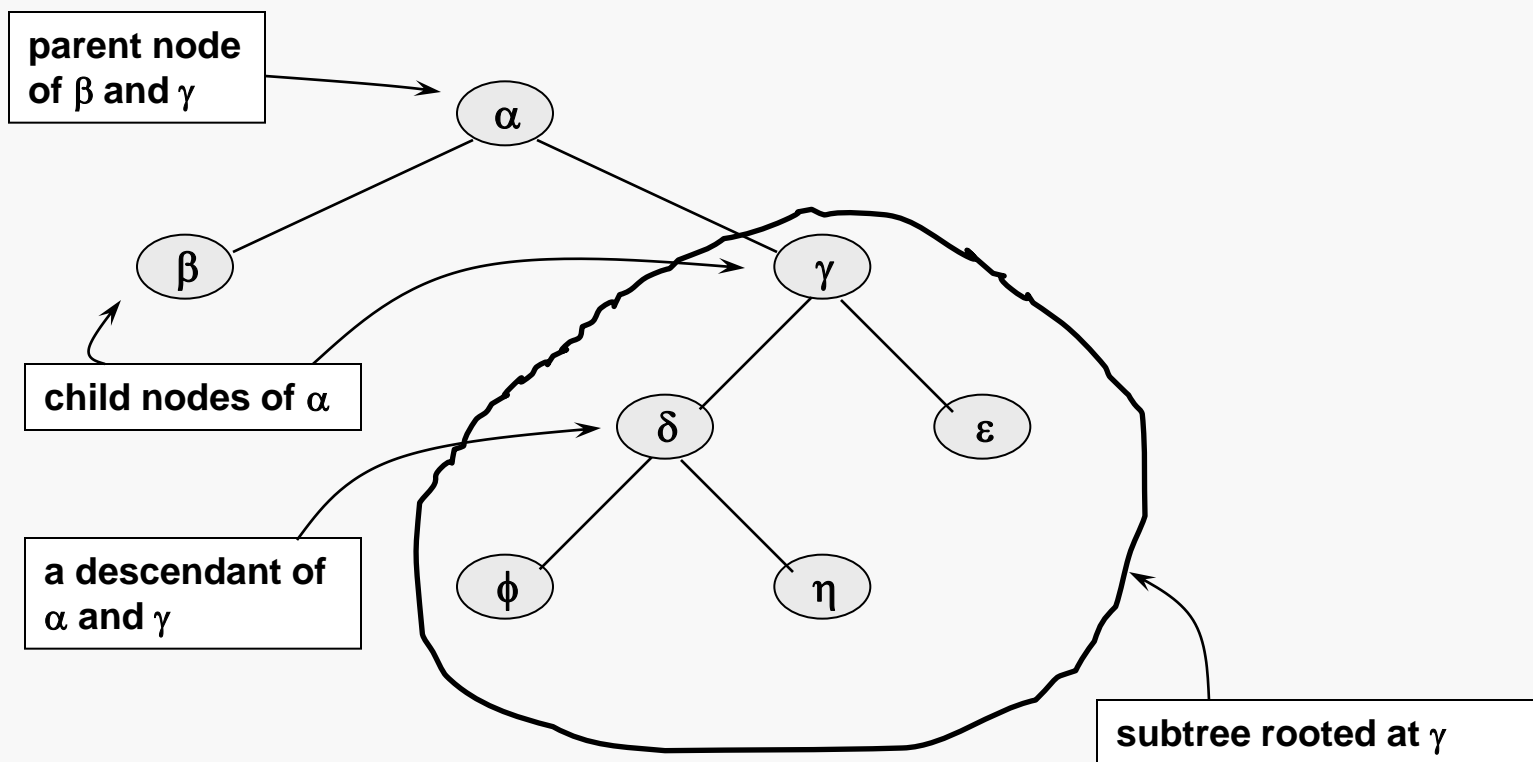
Jargon:



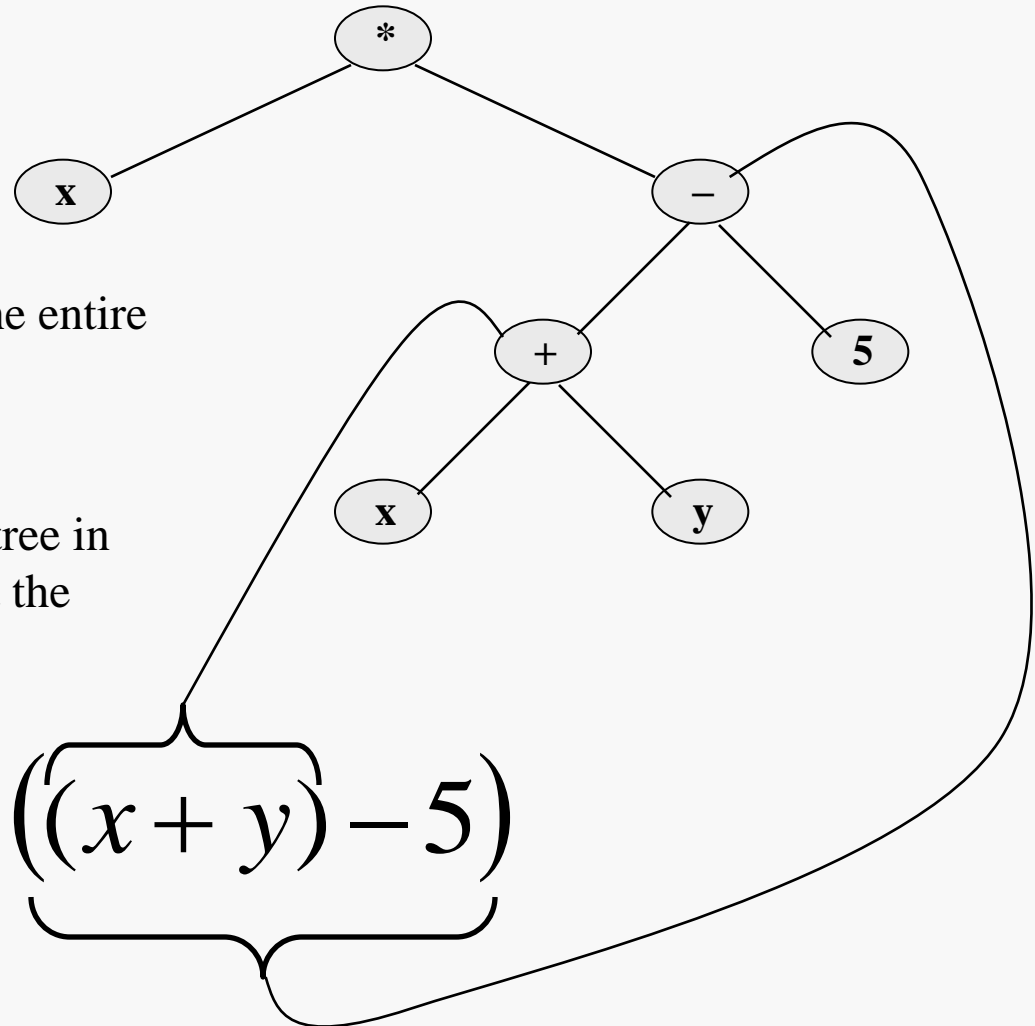
A binary tree node may have 0, 1 or 2 child nodes.

A path is a sequence of adjacent (via the edges) nodes in the tree.

A subtree of a binary tree is either empty, or consists of a node in that tree and all of its descendent nodes.



A binary tree may be used to represent an algebraic expression:



A traversal is an algorithm for visiting some or all of the nodes of a binary tree in some defined order.

A traversal that visits every node in a binary tree is called an enumeration.

preorder: visit the node, then the left subtree, then the right subtree

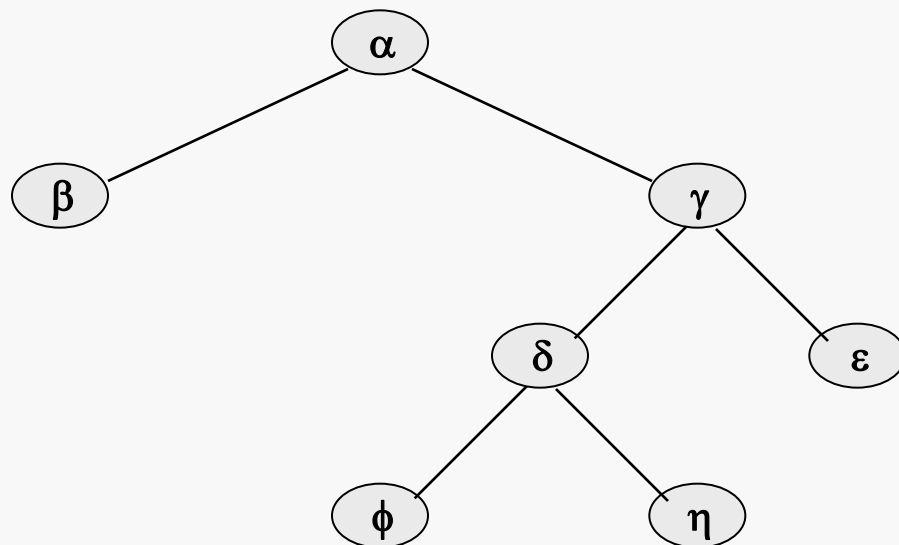
$\alpha \beta \gamma \delta \phi \eta \varepsilon$

postorder: visit the left subtree, then the right subtree, and then the node

$\beta \phi \eta \delta \varepsilon \gamma \alpha$

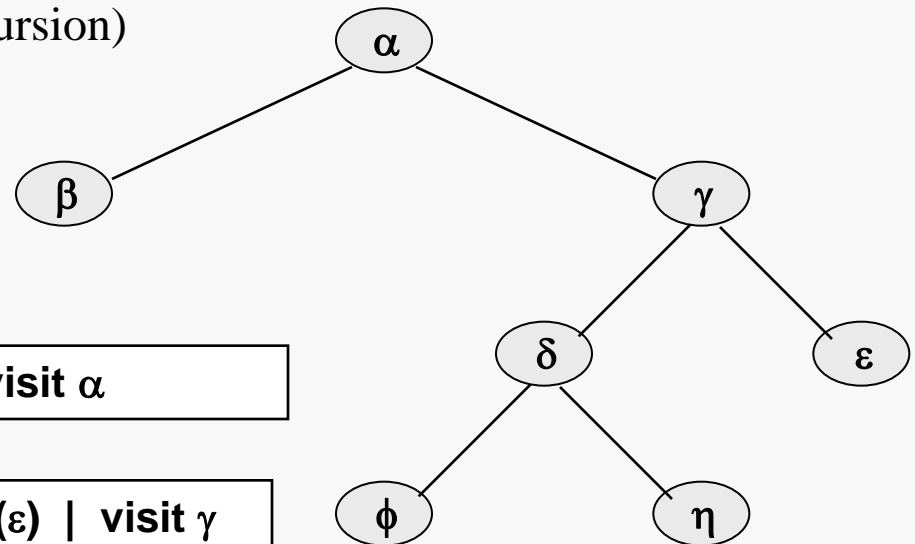
inorder: visit the left subtree, then the node, then the right subtree

$\beta \alpha \phi \delta \eta \gamma \varepsilon$

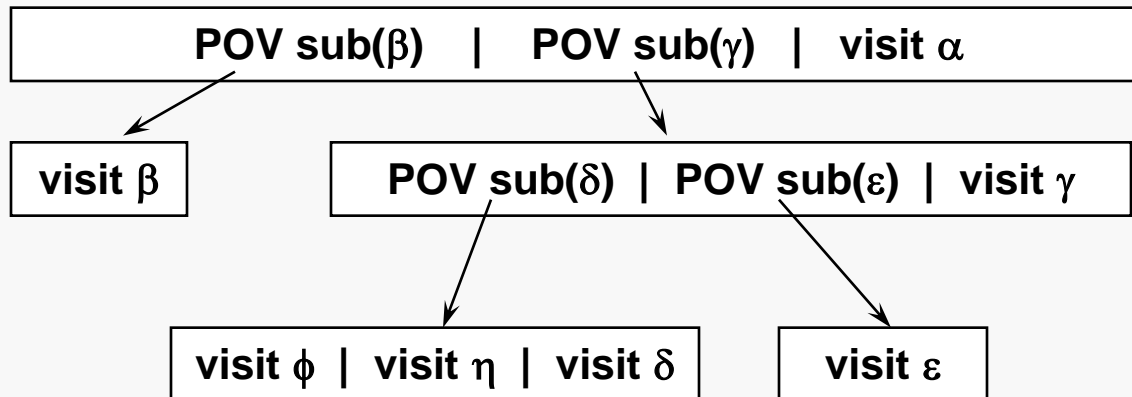


Consider the postorder traversal from a recursive perspective:

postorder: postorder visit the left subtree,
postorder visit the right subtree,
then visit the node (no recursion)



If we start at the root:



The general binary tree shown in the previous chapter is not terribly useful in practice. The chief use of binary trees is for providing rapid access to data (indexing, if you will) and the general binary tree does not have good performance.

Suppose that we wish to store data elements that contain a number of fields, and that one of those fields is distinguished as the key upon which searches will be performed.

A binary search tree or BST is a binary tree that is either empty or in which the data element of each node has a key, and:

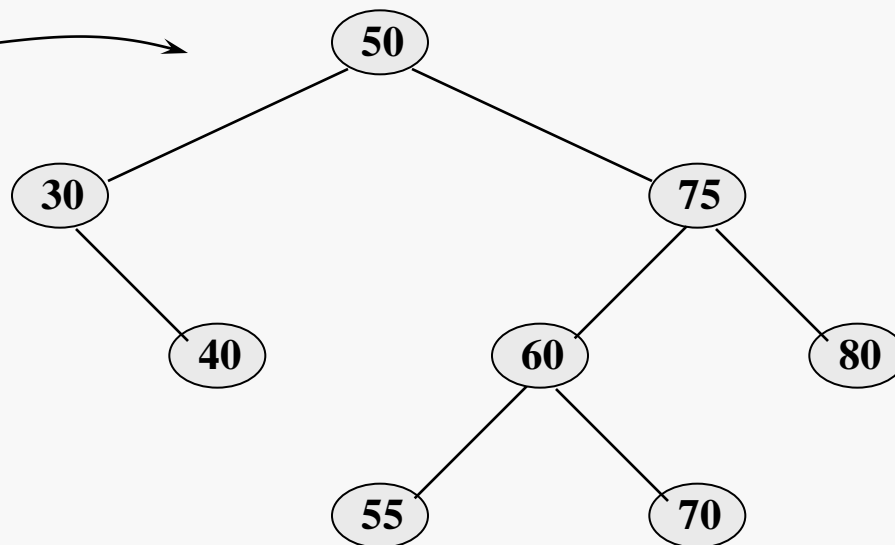
1. All keys in the left subtree (if there is one) are less than the key in the root node.
2. All keys in the right subtree (if there is one) are greater than (or equal to)* the key in the root node.
3. The left and right subtrees of the root are binary search trees.

* In many uses, duplicate values are not allowed.

Here, the key values are characters (and only key values are shown).

Inserting the following key values in the given order yields the given BST:

50 75 80 60 30 55 70 40



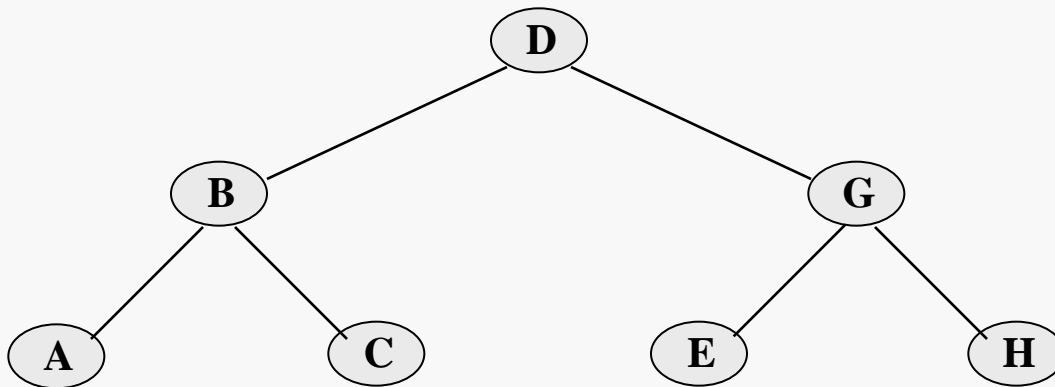
In a BST, insertion is always at the leaf level. Traverse the BST, comparing the new value to existing ones, until you find the right spot, then add a new leaf node holding that value.

What is the resulting tree if the (same) key values are inserted in the order:

30 40 50 55 60 70 75 80

Because of the key ordering imposed by a BST, searching resembles the binary search algorithm on a sorted array, which is $O(\log N)$ for an array of N elements.

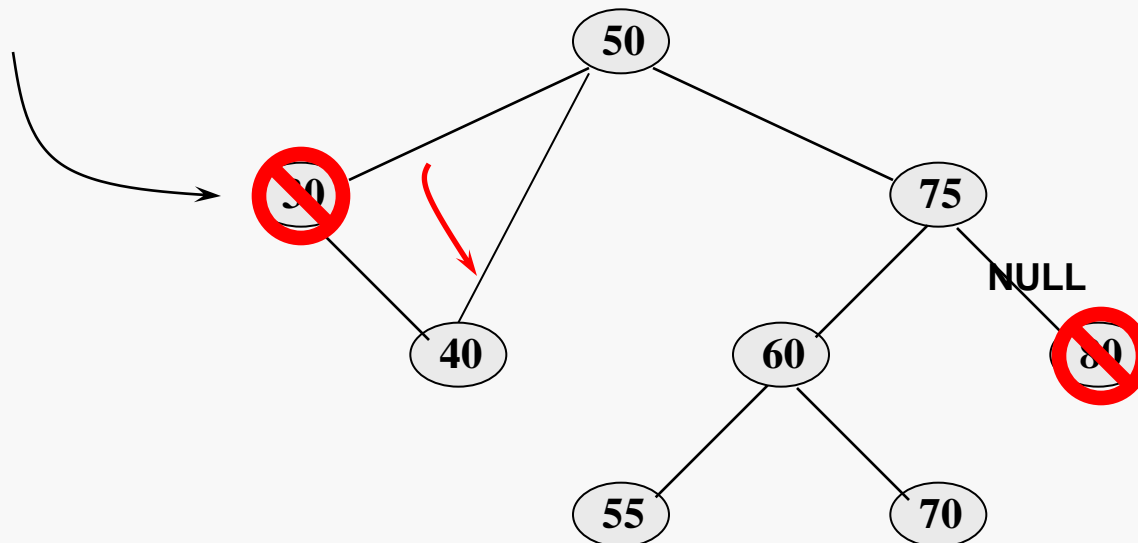
A BST offers the advantage of purely dynamic storage, no wasted array cells and no shifting of the array tail on insertion and deletion.



Trace searching for the key value E.

Deletion is perhaps the most complex operation on a BST, because the algorithm must result in a BST. The question is: what value should replace the one deleted? As with the general tree, we have cases:

- Removing a leaf node is trivial, just set the relevant child pointer in the parent node to NULL.
- Removing an internal node which has only one subtree is also trivial, just set the relevant child pointer in the parent node to target the root of the subtree.



- Removing an internal node which has two subtrees is more complex...

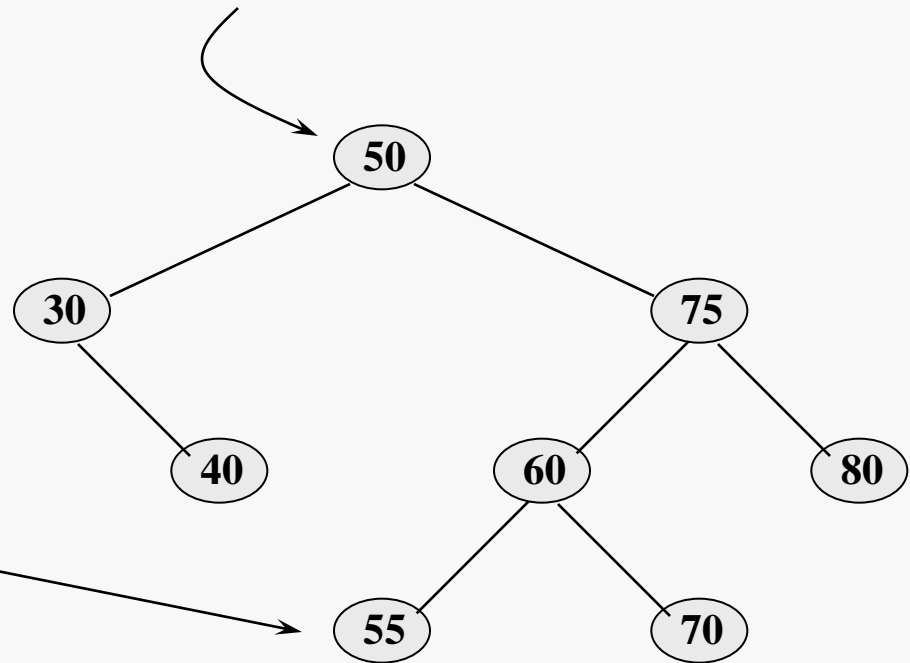
Simply removing the node would disconnect the tree. But what value should replace the one in the targeted node?

To preserve the BST property, we must take the smallest value from the right subtree, which would be the closest successor of the value being deleted

OR

the largest value from the left subtree, which would be the closest predecessor of the value being deleted

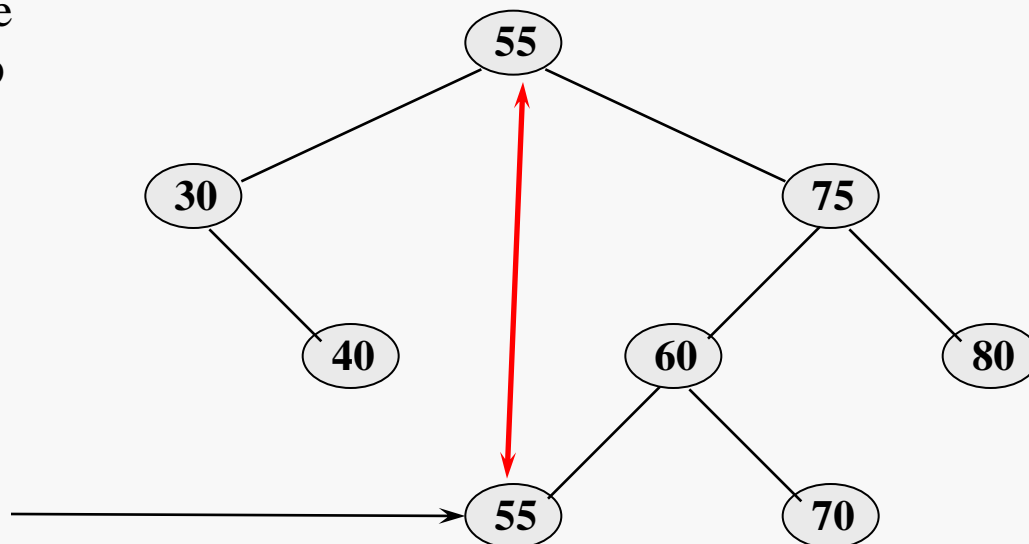
Fortunately, these extreme values are easy to find...



So, we first find the left-most node of the right subtree, and then swap data values between it and the targeted node.

Note that at this point we don't necessarily have a BST.

Now we must delete the copied value from the right subtree.

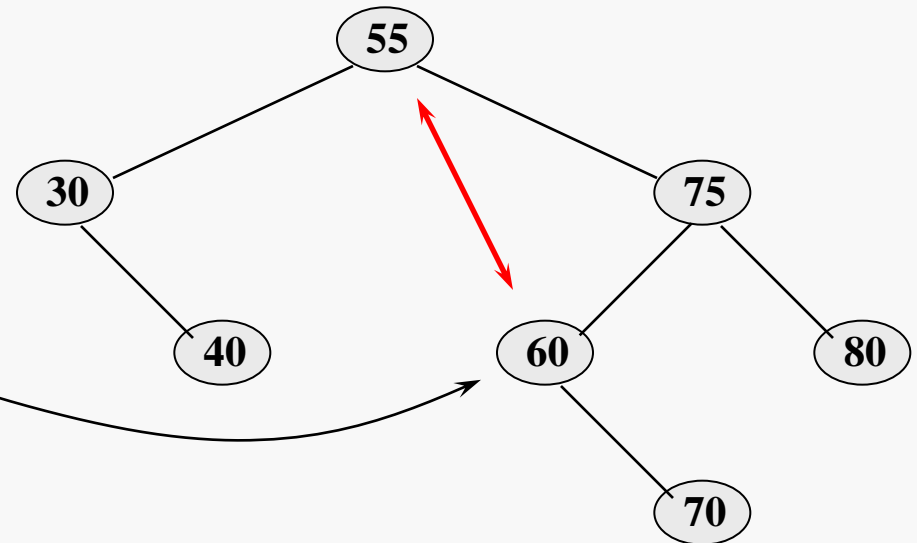


That looks straightforward here since the node in question is a leaf. However...

- the node will NOT be a leaf in all cases
- the occurrence of duplicate values is a complicating factor
- so we might want to have a `DeleteRightMinimum()` function to clean up at this point

Suppose we want to delete the value 55 from the BST:

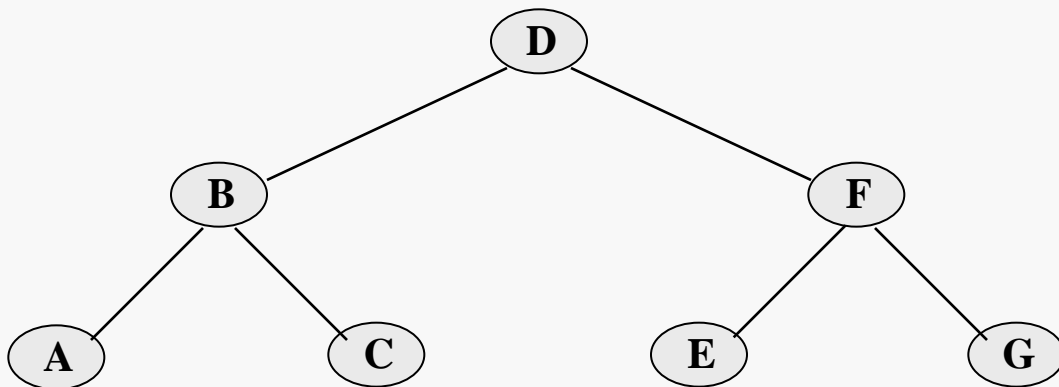
After replacing 55 with 60, we must delete



Also, consider deleting the value 75. In this case, the right subtree is just a leaf node, whose parent is the node originally targeted for deletion.

Moral: be careful to consider ALL cases when designing.

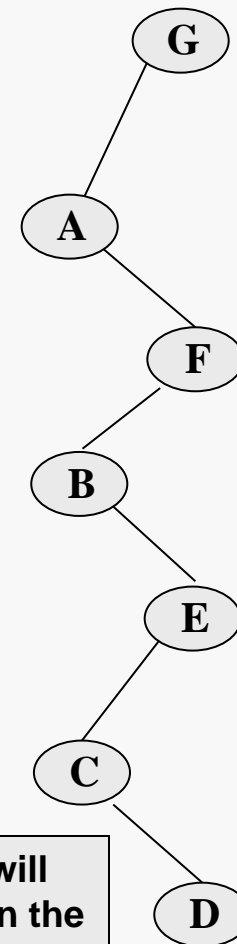
However, a BST with N nodes does not always provide $O(\log N)$ search times.



A well-balanced BST. This will have $\log(N)$ search times in the worst case.

What if we inserted the values in the order:

A B C D E F G



A poorly-balanced BST. This will not have $\log(N)$ search times in the worst, or even the average, case.

From an earlier theorem on binary trees, we know that a binary tree that contains L nodes must contain at least $1 + \log L$ levels.

If the tree is full, we can improve the result to imply that a full binary tree that contains N nodes must contain at least $\log N$ levels.

So, for any BST, there is always an element whose search cost is at least $\log N$.

Unfortunately, it can be much worse. If the BST is a "stalk" then the search cost for the last element would be N .

It all comes down to one simple issue: how close is the tree to having minimum height?

Unfortunately, if we perform lots of random insertions and deletions in a BST, there is no reason to expect that the result will have nearly-minimum height.

Clearly, once the parent is found, the remaining cost of inserting a new node in a BST is constant, simply allocating a new node object and setting a pointer in the parent node.

So, insertion cost is essentially the same as search cost.

For deletion, the argument is slightly more complex. Suppose the parent of the targeted node has been found.

If the parent has only one subtree, then the remaining cost is resetting a pointer in the parent and deallocating the node; that's constant.

But, if the parent has two subtrees, then an additional search must be carried out to find the minimum value in the right subtree, and then an element copy must be performed, and then that node must be removed from the right subtree (which is again a constant cost).

In either case, we have no more than the cost of a worst-case search to the leaf level, plus some constant manipulations.

So, deletion cost is also essentially the same as search cost.