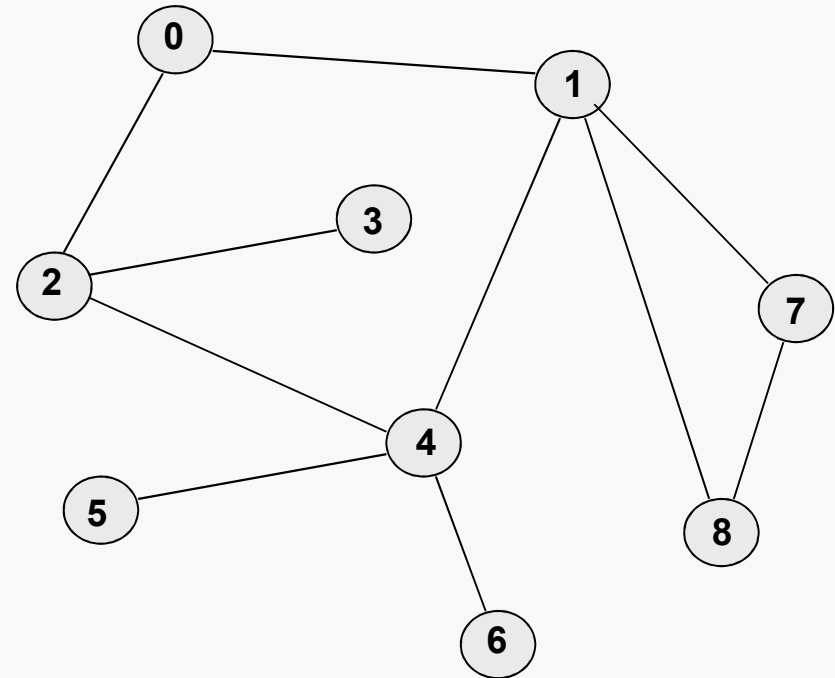


Some algorithms require that every vertex of a graph be visited exactly once.

The order in which the vertices are visited may be important, and may depend upon the particular algorithm.

The two common traversals:

- depth-first
- breadth-first



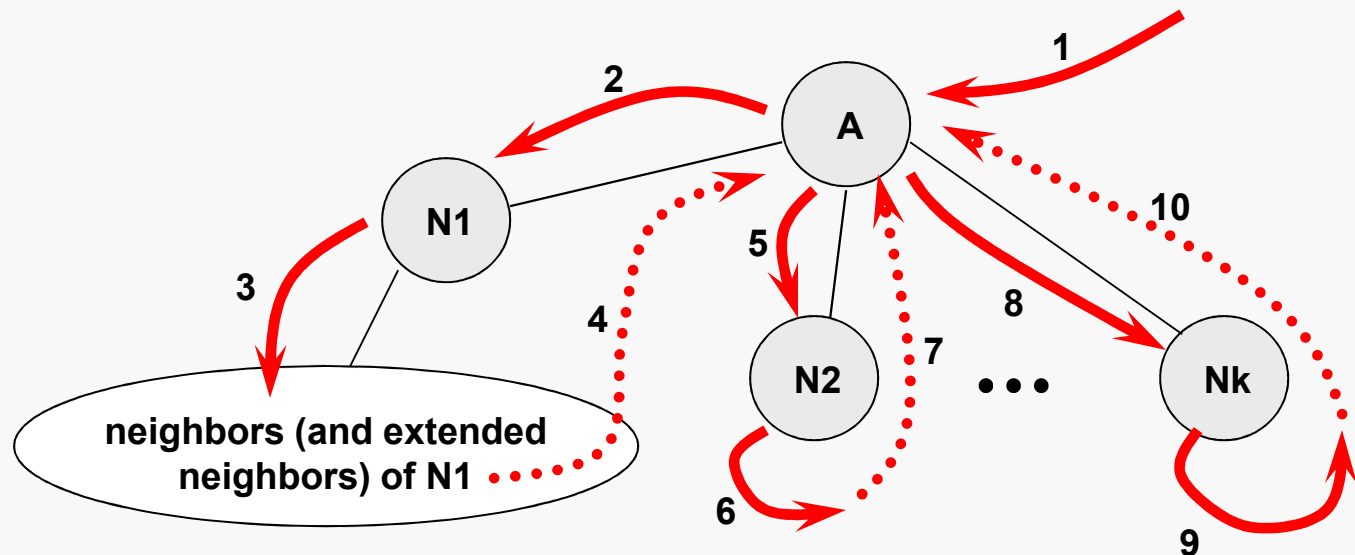
During a traversal we must keep track of which vertices have been visited; the most common approach is to provide some sort of “marking” support.

Assume a particular node has been designated as the starting point.

Let A be the last node visited and suppose A has neighbors $N1, N2, \dots, Nk$.

A depth-first traversal will:

- visit $N1$, then
- proceed to traverse all the unvisited neighbors of $N1$, then
- proceed to traverse the remaining neighbors of A in similar fashion.

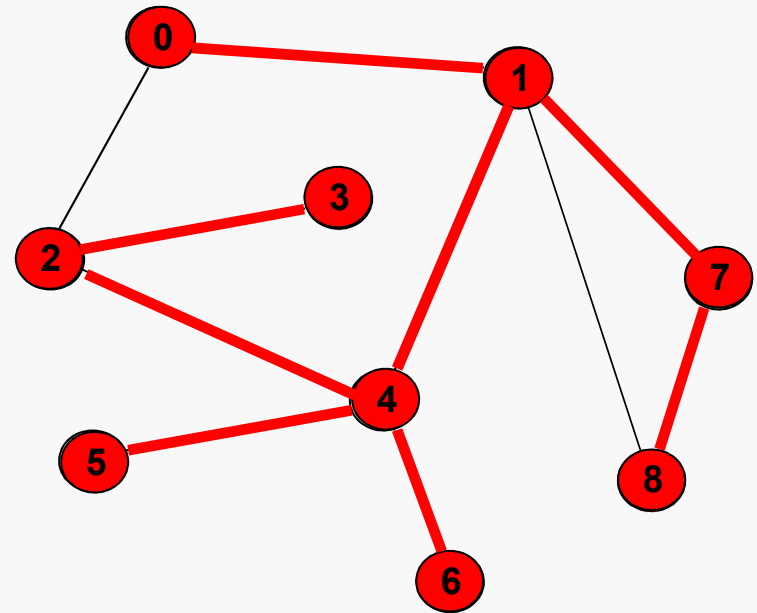


Depth-First Traversal

If we pick node 0 as our starting point:

Visited

- 0
- 1
- 4
- 2
- 3
- 5
- 6
- 7
- 8
- 0



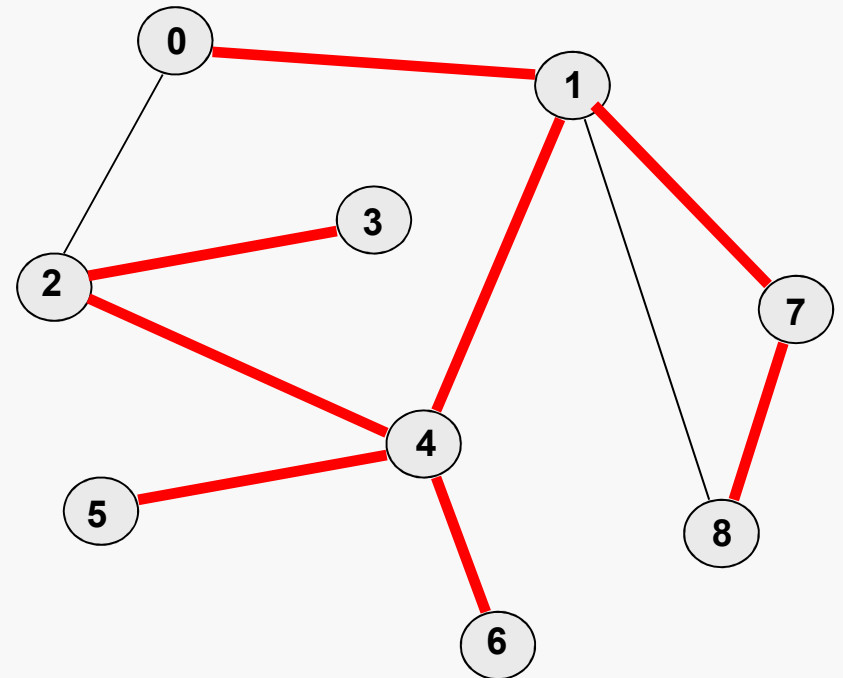
Graph Traversals: Depth-First

Assuming the node labeled 0 has been designated as the starting point, a depth-first traversal would visit the graph nodes in the order:

0 1 4 2 3 5 6 7 8

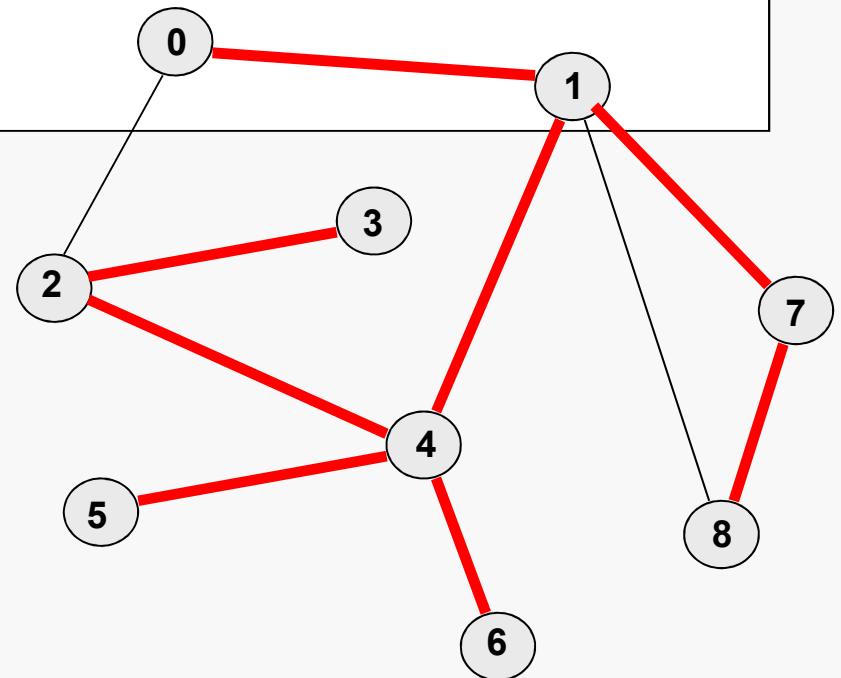
Note that if the edges taken during the depth-first traversal are marked, they define a tree (not necessarily binary) which includes all the nodes of the graph.

Such a tree is called a spanning tree for the graph.



```
public static void DFS(AdjMatrix G, int Start) {  
  
    G.Mark(Start);  
    for (int w = G.firstNeighbor(Start);  
        G.hasEdge(Start, w); w = G.nextNeighbor(Start, w) ) {  
  
        if ( !G.isMarked(w) ) {  
            DFS(G, w);  
        }  
    }  
}
```

If we modify DFS () to take another AdjMatrix object as a parameter, it is relatively trivial to have DFS () build a copy of the spanning tree.

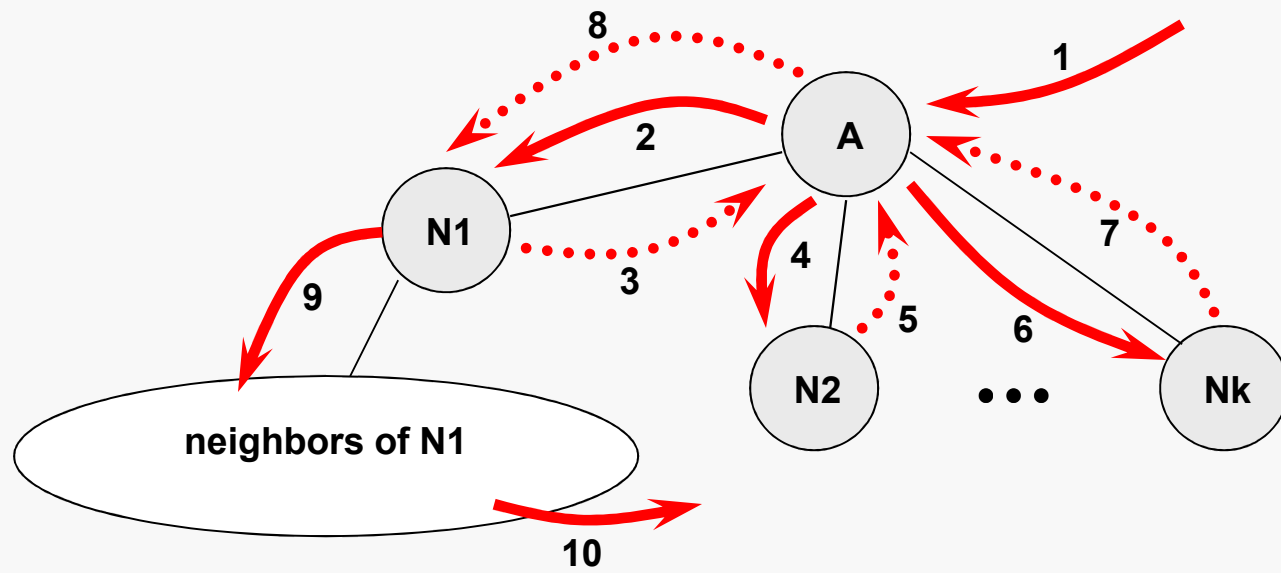


Assume a particular node has been designated as the starting point.

Let A be the last node visited and suppose A has neighbors $N1, N2, \dots, Nk$.

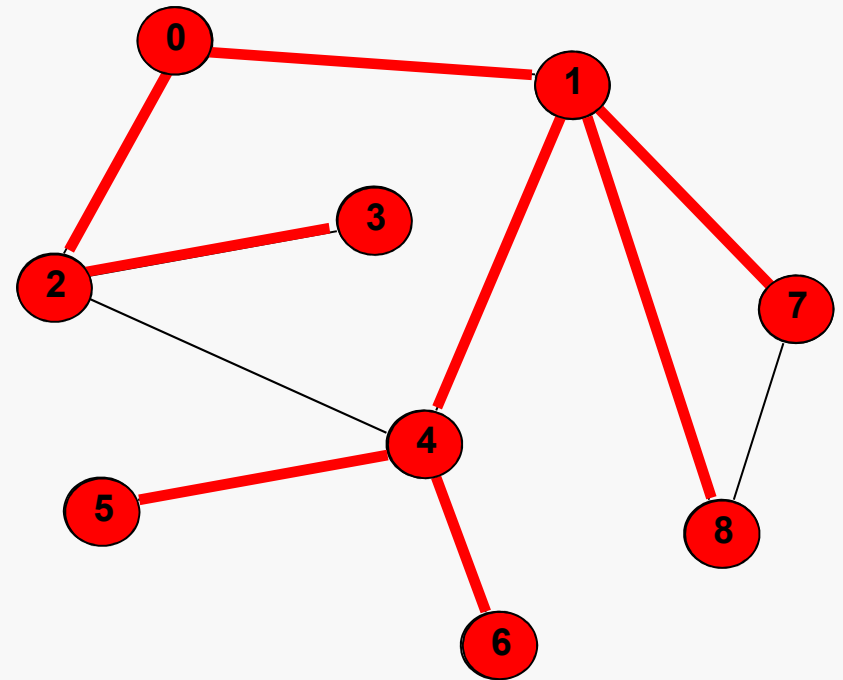
A breadth-first traversal will:

- visit $N1$, then $N2$, and so forth through Nk , then
- proceed to traverse all the unvisited immediate neighbors of $N1$, then
- traverse the immediate neighbors of $N2, \dots, Nk$ in similar fashion.



Breadth-First Traversal

If we pick node 0 as our starting point:



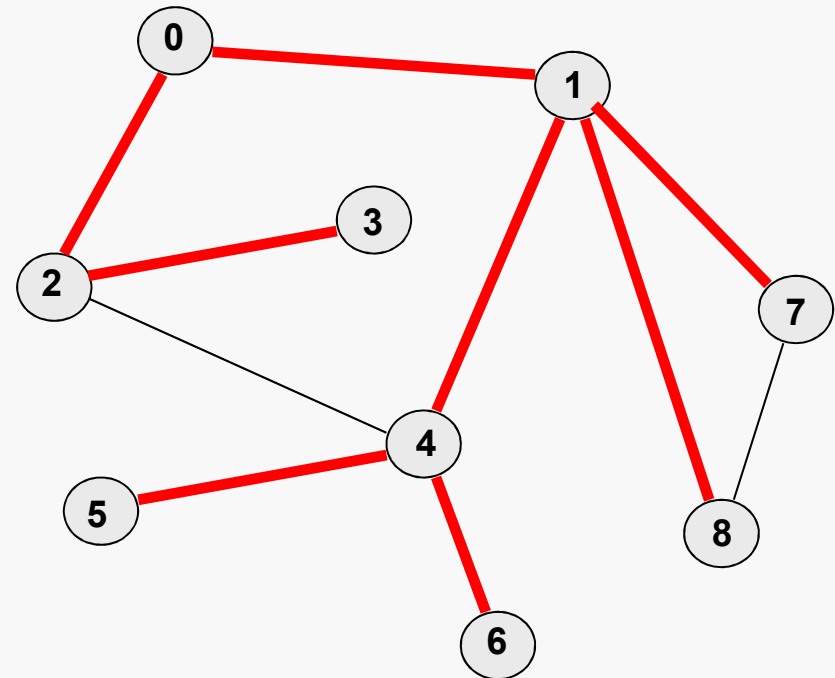
0 1 2 4 7 8 3 5 6

Assuming the node labeled **a** has been designated as the starting point, a breadth-first traversal would visit the graph nodes in the order:

0 1 2 4 7 8 3 5 6

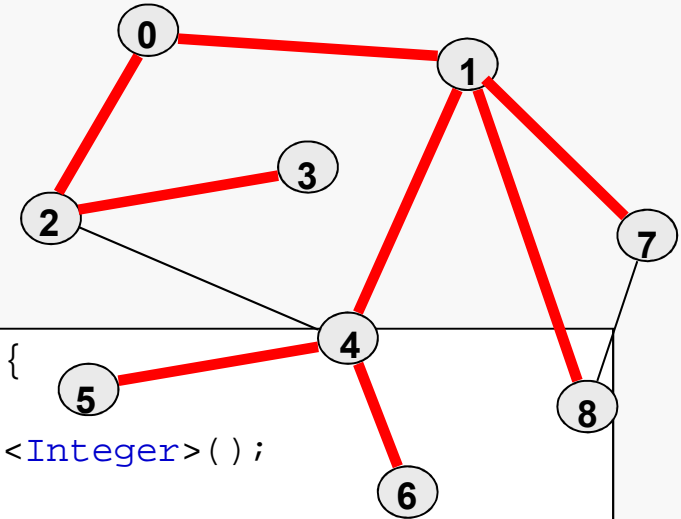
Note the edges taken during the breadth-first traversal also define a spanning tree for the given graph.

As is the case here, the breadth-first spanning tree is usually different from the depth-first spanning tree.



Implementing a Breadth-First Traversal

The breadth-first traversal uses a local queue to organize the graph nodes into the proper order:



```
public static void BFS(AdjMatrix G, int Start) {  
  
    LinkedList<Integer> toVisit = new LinkedList<Integer>();  
    toVisit.addLast(Start);  
    G.Mark(Start);  
  
    while ( !toVisit.isEmpty() ) {  
        int VisitNow = toVisit.removeFirst();  
  
        for (int w = G.firstNeighbor(VisitNow);  
            G.hasEdge(VisitNow, w); w = G.nextNeighbor(VisitNow, w) ) {  
            if ( !G.isMarked(w) ) {  
                toVisit.addLast(w);  
                G.Mark(w);  
            }  
        }  
    }  
}
```

The for loop schedules all the unvisited neighbors of the current node for future visits.