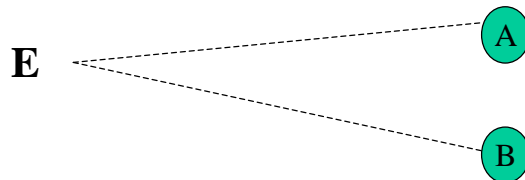


Cause and Effect Graphing

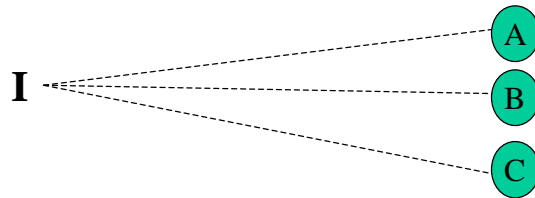
Constraints

- Exclusive
 - At most one of a or b is true



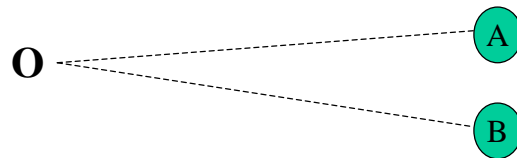
Constraints

- Inclusive
 - At least one of a, b, c is true



Constraints

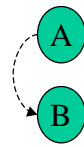
- One and only one
 - 1 and only 1 must be true



Constraints

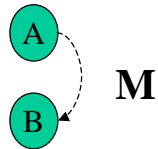
- Requires
 - For a to be 1 then b must be 1

R



Constraints

- Mask
 - if effect a is 1 then b is 0



Example

Field 1

{ A }
{ B }

Output

1ST char – print M1

2nd char – print M2

O.K. – print M3

Causes

1 – 1st is A

2 – 1ST is B

3 – 2nd is digit

Field 2

digit

Effects

M1 – 100

M2 – 101

M3 – 102

Example

