



Chapter 8: Main Memory

Chapter 8: Memory Management

- Background
- Swapping
- Contiguous Memory Allocation
- Paging
- Structure of the Page Table
- Segmentation
- Example: The Intel Pentium

Objectives

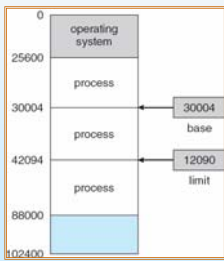
- To provide a detailed description of various ways of organizing memory hardware
- To discuss various memory-management techniques, including paging and segmentation
- To provide a detailed description of the Intel Pentium, which supports both pure segmentation and segmentation with paging

Background

- Program must be brought (from disk) into memory and placed within a process for it to be run
- Main memory and registers are only storage CPU can access directly
- Register access in one CPU clock (or less)
- Main memory can take many cycles
- **Cache** sits between main memory and CPU registers
- Protection of memory required to ensure correct operation

Base and Limit Registers

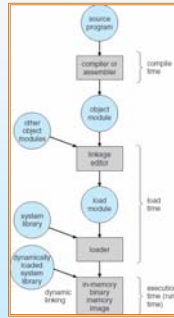
- A pair of **base** and **limit** registers define the logical address space



Binding of Instructions and Data to Memory

- Address binding of instructions and data to memory addresses can happen at three different stages
 - **Compile time:** If memory location known a priori, **absolute code** can be generated; must recompile code if starting location changes
 - **Load time:** Must generate **relocatable code** if memory location is not known at compile time
 - **Execution time:** Binding delayed until run time if the process can be moved during its execution from one memory segment to another. Need hardware support for address maps (e.g., base and limit registers)

Multistep Processing of a User Program



Operating System Concepts

8.7

Silberschatz, Galvin and Gagne ©2005

Logical vs. Physical Address Space

- The concept of a logical address space that is bound to a separate **physical address space** is central to proper memory management
 - **Logical address** – generated by the CPU; also referred to as **virtual address**
 - **Physical address** – address seen by the memory unit
- Logical and physical addresses are the same in compile-time and load-time address-binding schemes; logical (virtual) and physical addresses differ in execution-time address-binding scheme

Operating System Concepts

8.8

Silberschatz, Galvin and Gagne ©2005

Memory-Management Unit (MMU)

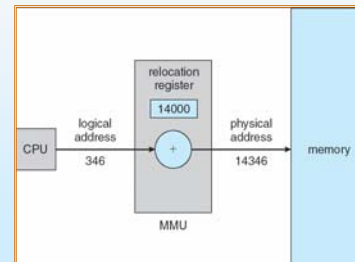
- Hardware device that maps virtual to physical address
- In MMU scheme, the value in the relocation register is added to every address generated by a user process at the time it is sent to memory
- The user program deals with *logical* addresses; it never sees the *real* physical addresses

Operating System Concepts

8.9

Silberschatz, Galvin and Gagne ©2005

Dynamic relocation using a relocation register



Operating System Concepts

8.10

Silberschatz, Galvin and Gagne ©2005

Dynamic Loading

- Routine is not loaded until it is called
- Better memory-space utilization; unused routine is never loaded
- Useful when large amounts of code are needed to handle infrequently occurring cases
- No special support from the operating system is required implemented through program design

Operating System Concepts

8.11

Silberschatz, Galvin and Gagne ©2005

Dynamic Linking

- Linking postponed until execution time
- Small piece of code, *stub*, used to locate the appropriate memory-resident library routine
- Stub replaces itself with the address of the routine, and executes the routine
- Operating system needed to check if routine is in processes' memory address
- Dynamic linking is particularly useful for libraries
- System also known as **shared libraries**

Operating System Concepts

8.12

Silberschatz, Galvin and Gagne ©2005

Swapping

- A process can be swapped temporarily out of memory to a backing store, and then brought back into memory for continued execution
- **Backing store** – fast disk large enough to accommodate copies of all memory images for all users; must provide direct access to these memory images
- **Roll out, roll in** – swapping variant used for priority-based scheduling algorithms; lower-priority process is swapped out so higher-priority process can be loaded and executed
- Major part of swap time is transfer time; total transfer time is directly proportional to the amount of memory swapped
- Modified versions of swapping are found on many systems (i.e., UNIX, Linux, and Windows)
- System maintains a **ready queue** of ready-to-run processes which have memory images on disk

Operating System Concepts 8.13 Silberschatz, Galvin and Gagne ©2005

Schematic View of Swapping

Operating System Concepts 8.14 Silberschatz, Galvin and Gagne ©2005

Contiguous Allocation

- Main memory usually into two partitions:
 - Resident operating system, usually held in low memory with interrupt vector
 - User processes then held in high memory
- Relocation registers used to protect user processes from each other, and from changing operating-system code and data
 - Base register contains value of smallest physical address
 - Limit register contains range of logical addresses – each logical address must be less than the limit register
 - MMU maps logical address *dynamically*

Operating System Concepts 8.15 Silberschatz, Galvin and Gagne ©2005

HW address protection with base and limit registers

Operating System Concepts 8.16 Silberschatz, Galvin and Gagne ©2005

Contiguous Allocation (Cont.)

- Multiple-partition allocation
 - Hole – block of available memory; holes of various size are scattered throughout memory
 - When a process arrives, it is allocated memory from a hole large enough to accommodate it
 - Operating system maintains information about:
 - a) allocated partitions
 - b) free partitions (hole)

Operating System Concepts 8.17 Silberschatz, Galvin and Gagne ©2005

Dynamic Storage-Allocation Problem

How to satisfy a request of size n from a list of free holes

- **First-fit:** Allocate the *first* hole that is big enough
- **Best-fit:** Allocate the *smallest* hole that is big enough; must search entire list, unless ordered by size
 - Produces the smallest leftover hole
- **Worst-fit:** Allocate the *largest* hole; must also search entire list
 - Produces the largest leftover hole

First-fit and best-fit better than worst-fit in terms of speed and storage utilization

Operating System Concepts 8.18 Silberschatz, Galvin and Gagne ©2005

Fragmentation

- **External Fragmentation** – total memory space exists to satisfy a request, but it is not contiguous
- **Internal Fragmentation** – allocated memory may be slightly larger than requested memory; this size difference is memory internal to a partition, but not being used
- Reduce external fragmentation by **compaction**
 - Shuffle memory contents to place all free memory together in one large block
 - Compaction is possible *only* if relocation is dynamic, and is done at execution time
 - I/O problem
 - Latch job in memory while it is involved in I/O
 - Do I/O only into OS buffers

Operating System Concepts 8.19 Silberschatz, Galvin and Gagne ©2005

Paging

- Logical address space of a process can be noncontiguous; process is allocated physical memory whenever the latter is available
- Divide physical memory into fixed-sized blocks called **frames** (size is power of 2, between 512 bytes and 8,192 bytes)
- Divide logical memory into blocks of same size called **pages**
- Keep track of all free frames
- To run a program of size n pages, need to find n free frames and load program
- Set up a page table to translate logical to physical addresses
- Internal fragmentation

Operating System Concepts 8.20 Silberschatz, Galvin and Gagne ©2005

Address Translation Scheme

- Address generated by CPU is divided into:
 - **Page number (p)** – used as an index into a *page table* which contains base address of each page in physical memory
 - **Page offset (d)** – combined with base address to define the physical memory address that is sent to the memory unit

page number	page offset
p	d
$m - n$	n

- For given logical address space 2^m and page size 2^n

Operating System Concepts 8.21 Silberschatz, Galvin and Gagne ©2005

Paging Hardware

Operating System Concepts 8.22 Silberschatz, Galvin and Gagne ©2005

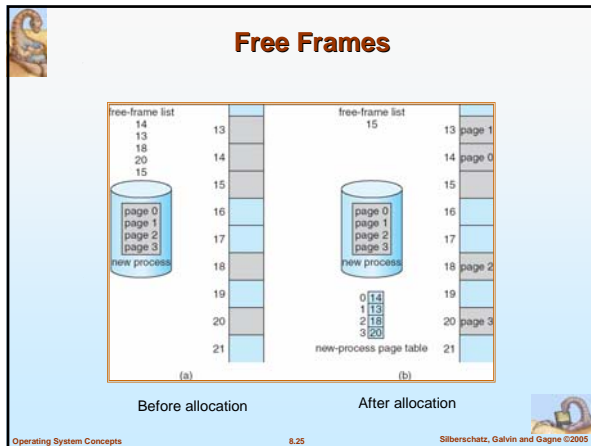
Paging Model of Logical and Physical Memory

Operating System Concepts 8.23 Silberschatz, Galvin and Gagne ©2005

Paging Example

32-byte memory and 4-byte pages

Operating System Concepts 8.24 Silberschatz, Galvin and Gagne ©2005



- ### Implementation of Page Table
- Page table is kept in main memory
 - **Page-table base register (PTBR)** points to the page table
 - **Page-table length register (PRLR)** indicates size of the page table
 - In this scheme every data/instruction access requires two memory accesses. One for the page table and one for the data/instruction.
 - The two memory access problem can be solved by the use of a special fast-lookup hardware cache called **associative memory** or **translation look-aside buffers (TLBs)**
 - Some TLBs store **address-space identifiers (ASIDs)** in each TLB entry – uniquely identifies each process to provide address-space protection for that process
- Operating System Concepts 8.26 Silberschatz, Galvin and Gagne ©2005

Associative Memory

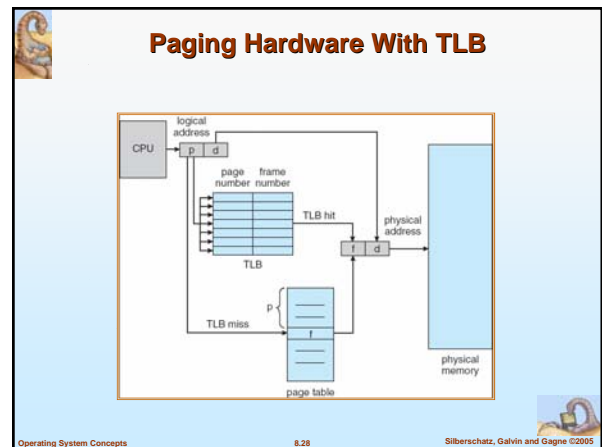
- Associative memory – parallel search

Page #	Frame #

Address translation (p, d)

- If p is in associative register, get frame # out
- Otherwise get frame # from page table in memory

Operating System Concepts 8.27 Silberschatz, Galvin and Gagne ©2005



Effective Access Time

- Associative Lookup = ϵ time unit
- Assume memory cycle time is 1 microsecond
- Hit ratio – percentage of times that a page number is found in the associative registers; ratio related to number of associative registers
- Hit ratio = α
- **Effective Access Time (EAT)**

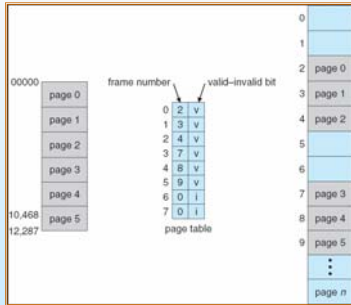
$$EAT = (1 + \epsilon) \alpha + (2 + \epsilon)(1 - \alpha)$$

$$= 2 + \epsilon - \alpha$$

Operating System Concepts 8.29 Silberschatz, Galvin and Gagne ©2005

- ### Memory Protection
- Memory protection implemented by associating protection bit with each frame
 - **Valid-invalid bit** attached to each entry in the page table:
 - “valid” indicates that the associated page is in the process’ logical address space, and is thus a legal page
 - “invalid” indicates that the page is not in the process’ logical address space
- Operating System Concepts 8.30 Silberschatz, Galvin and Gagne ©2005

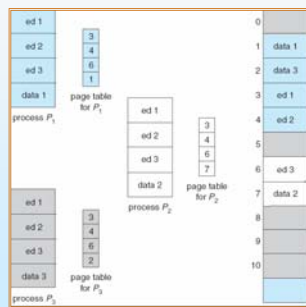
Valid (v) or Invalid (i) Bit In A Page Table



Shared Pages

- Shared code**
 - One copy of read-only (reentrant) code shared among processes (i.e., text editors, compilers, window systems).
 - Shared code must appear in same location in the logical address space of all processes
- Private code and data**
 - Each process keeps a separate copy of the code and data
 - The pages for the private code and data can appear anywhere in the logical address space

Shared Pages Example



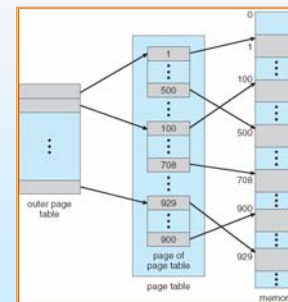
Structure of the Page Table

- Hierarchical Paging
- Hashed Page Tables
- Inverted Page Tables

Hierarchical Page Tables

- Break up the logical address space into multiple page tables
- A simple technique is a two-level page table

Two-Level Page-Table Scheme



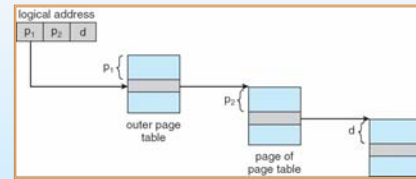
Two-Level Paging Example

- A logical address (on 32-bit machine with 1K page size) is divided into:
 - a page number consisting of 22 bits
 - a page offset consisting of 10 bits
- Since the page table is paged, the page number is further divided into:
 - a 12-bit page number
 - a 10-bit page offset
- Thus, a logical address is as follows:

page number		page offset
p_1	p_2	d
12	10	10

where p_1 is an index into the outer page table, and p_2 is the displacement within the page of the outer page table

Address-Translation Scheme



Three-level Paging Scheme

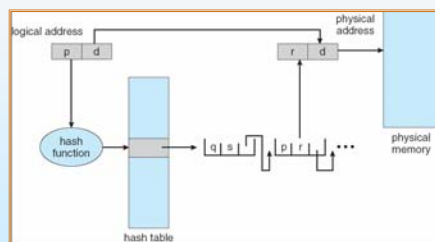
outer page	inner page	offset
p_1	p_2	d
42	10	12

2nd outer page	outer page	inner page	offset
p_1	p_2	p_3	d
32	10	10	12

Hashed Page Tables

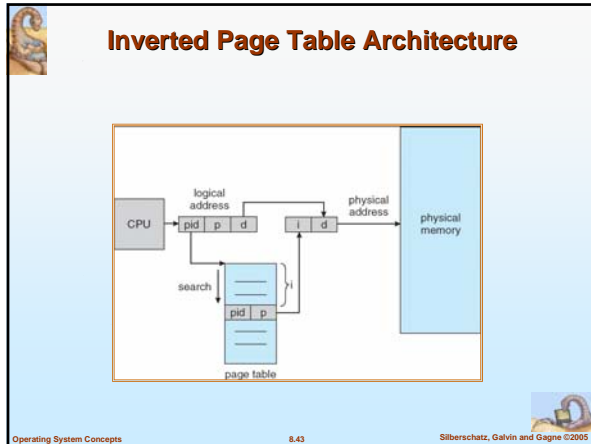
- Common in address spaces > 32 bits
- The virtual page number is hashed into a page table. This page table contains a chain of elements hashing to the same location.
- Virtual page numbers are compared in this chain searching for a match. If a match is found, the corresponding physical frame is extracted.

Hashed Page Table

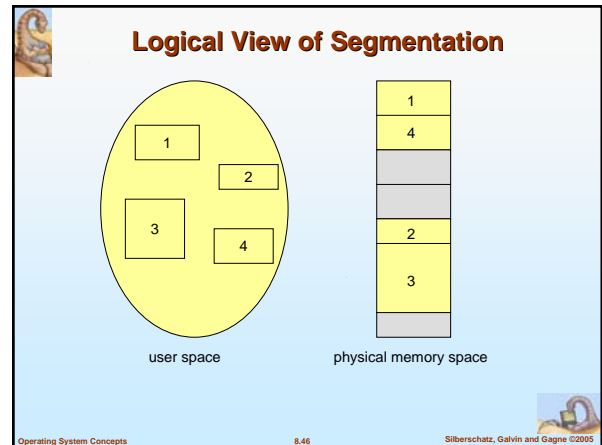
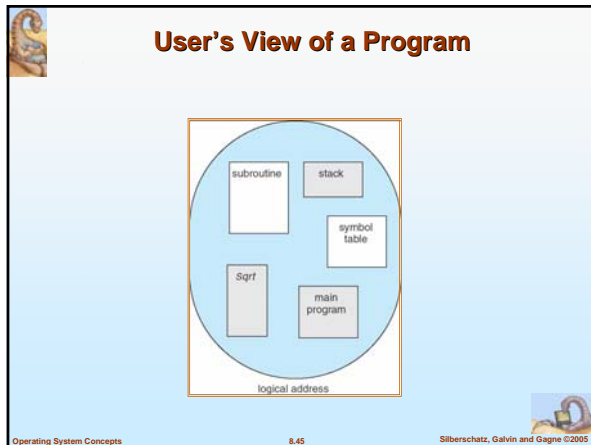


Inverted Page Table

- One entry for each real page of memory
- Entry consists of the virtual address of the page stored in that real memory location, with information about the process that owns that page
- Decreases memory needed to store each page table, but increases time needed to search the table when a page reference occurs
- Use hash table to limit the search to one — or at most a few — page-table entries

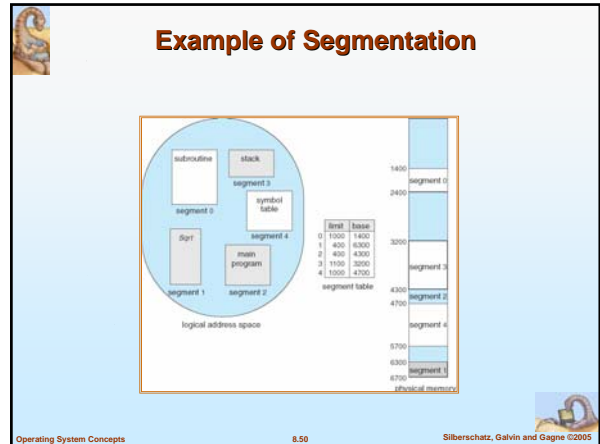
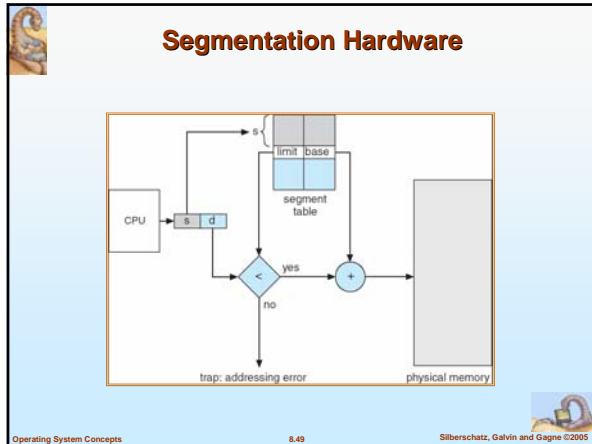


- ### Segmentation
- Memory-management scheme that supports user view of memory
 - A program is a collection of segments. A segment is a logical unit such as:
 - main program,
 - procedure,
 - function,
 - method,
 - object,
 - local variables, global variables,
 - common block,
 - stack,
 - symbol table, arrays
- Operating System Concepts 8.44 Silberschatz, Galvin and Gagne ©2005

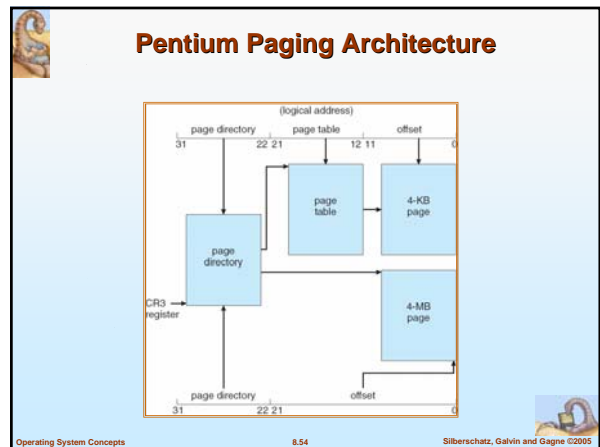
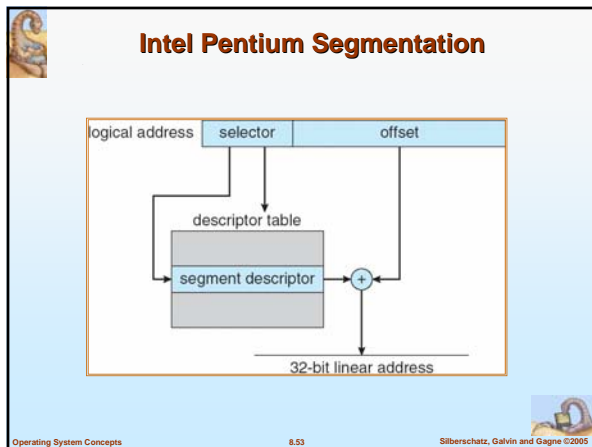
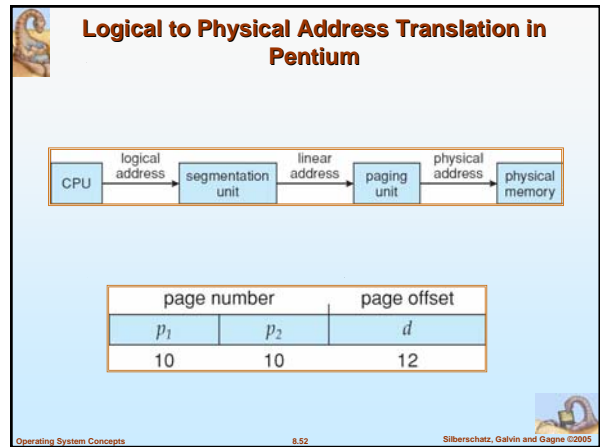


- ### Segmentation Architecture
- Logical address consists of a two tuple: `<segment-number, offset>`,
 - **Segment table** – maps two-dimensional physical addresses; each table entry has:
 - **base** – contains the starting physical address where the segments reside in memory
 - **limit** – specifies the length of the segment
 - **Segment-table base register (STBR)** points to the segment table's location in memory
 - **Segment-table length register (STLR)** indicates number of segments used by a program; segment number `s` is legal if `s < STLR`
- Operating System Concepts 8.47 Silberschatz, Galvin and Gagne ©2005

- ### Segmentation Architecture (Cont.)
- Protection
 - With each entry in segment table associate:
 - ▶ validation bit = 0 ⇒ illegal segment
 - ▶ read/write/execute privileges
 - Protection bits associated with segments; code sharing occurs at segment level
 - Since segments vary in length, memory allocation is a dynamic storage-allocation problem
 - A segmentation example is shown in the following diagram
- Operating System Concepts 8.48 Silberschatz, Galvin and Gagne ©2005



- ### Example: The Intel Pentium
- Supports both segmentation and segmentation with paging
 - CPU generates logical address
 - Given to segmentation unit
 - ▶ Which produces linear addresses
 - Linear address given to paging unit
 - ▶ Which generates physical address in main memory
 - ▶ Paging units form equivalent of MMU
- Operating System Concepts 8.51 Silberschatz, Galvin and Gagne ©2005



Linear Address in Linux

Broken into four parts:

global directory	middle directory	page table	offset
------------------	------------------	------------	--------

Operating System Concepts
8.55
Silberschatz, Galvin and Gagne ©2005

Three-level Paging in Linux

The diagram illustrates the translation of a linear address into a physical address through three levels of paging. It is divided into four sections: global directory, middle directory, page table, and offset.

1. The CR3 register points to the base of the global directory.

2. The global directory entry is used to find the base of the middle directory.

3. The middle directory entry is used to find the base of the page table.

4. The page table entry is used to find the base of the page frame.

5. Finally, the offset is used to access the specific byte within that page frame.

Operating System Concepts
8.56
Silberschatz, Galvin and Gagne ©2005

End of Chapter 8

Operating System Concepts
8.57
Silberschatz, Galvin and Gagne ©2005