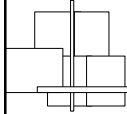


Chapter 10

Deadlock



What is Deadlock?

- Two or more entities need a resource to make progress, but will never get that resource
- Examples from everyday life:
 - Gridlock of cars in a city
 - Class scheduling: Two students want to swap sections of a course, but each section is currently full.
- Examples from Operating Systems:
 - Two processes spool output to disk before either finishes, and all free disk space is exhausted
 - Two processes consume all memory buffers before either finishes

Deadlock Illustration

A set of processes is in a DEADLOCK state when every process is waiting for an event initiated by another process in the set

Process A

Request X
Request Y
⋮
Release X
Release Y

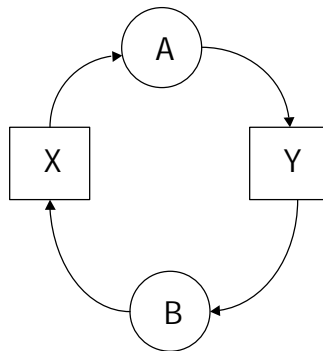
Process B

Request Y
Request X
⋮
Release Y
Release X

Deadlock Illustration

- A requests & receives X
- B requests & receives Y
- A requests Y and blocks
- B requests X and blocks

The "Deadly Embrace"



Terminology

- Preemptible vs. Non-preemptible
- Shared vs. Exclusive resource
 - Example of Shared resource: File
 - Example of Exclusive resource: Printer

Terminology ...

- Reentrant vs. Non-reentrant
 - Reentrant = shared code
 - Non-reentrant = exclusively used code
 - Which type of code do you write?
 - Why is the other type useful?

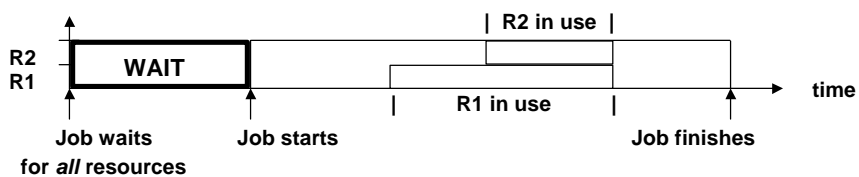
Terminology ...

- Indefinite postponement
 - Job is continually denied resources needed to make progress

Example: High priority processes keep CPU busy 100% of time, thereby denying CPU to low priority processes

Three Solutions to Deadlock

#1: Mr./Ms. Conservative (*Prevention*)

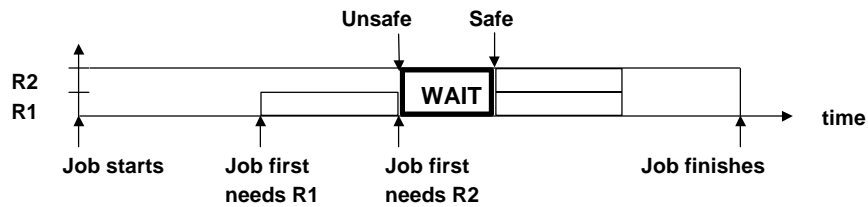


“We had better not allocate if it could ever cause deadlock”

Process **waits** until all needed resource free
Resources **underutilized**

Three Solutions to Deadlock ...

#2: Mr./Ms. Prudent (*Avoidance*)

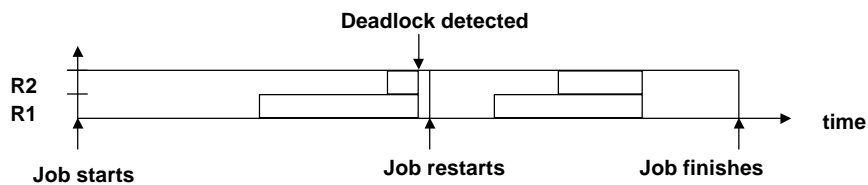


“If resource is free and with its allocation we can still guarantee that everyone will finish, **use it.**”

Better resource utilization
Process still waits

Three Solutions to Deadlock...

#3: Mr./Ms. Liberal (*Detection/Recovery*)



“If it’s free, use it -- why wait?”

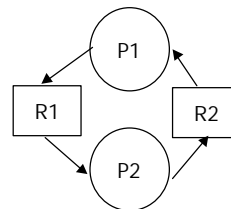
Good resource utilization, minimal process wait time
Until deadlock occurs...

Names for Three Methods on Last Slide

- 1) Deadlock Prevention
 - Design system so that possibility of deadlock is avoided *a priori*
- 2) Deadlock Avoidance
 - Design system so that if a resource request is made that *could* lead to deadlock, then block requesting process.
 - Requires knowledge of future requests by processes for resources.
- 3) Deadlock Detection and Recovery
 - Algorithm to detect deadlock
 - Recovery scheme

4 Necessary Conditions for Deadlock

- Mutual Exclusion
 - Non-sharable resources
- Hold and Wait
 - A process must be holding resources and waiting for others
- No pre-emption
 - Resources are released voluntarily
- CircularWait





Deadlock Prevention

Deny one or more of the necessary conditions

- Prevent "Mutual Exclusion"
 - Use only sharable resources

=> Impossible for practical systems



Deadlock Prevention ...

- Prevent "Hold and Wait"
 - (a) Preallocation - process must request and be allocated all of its required resources before it can start execution
 - (b) Process must release all of its currently held resources and re-request them along with request for new resources

=> Very inefficient

=> Can cause "indefinite postponement": jobs needing lots of resources may never run



Deadlock Prevention ...

- Allow "Resource Preemption"
 - Allowing one process to acquire exclusive rights to a resource currently being used by a second process
 - => Some resources can not be preempted without detrimental implications (e.g., printers, tape drives)
 - => May require jobs to restart



Deadlock Prevention ...

- Prevent Circular Wait
 - Order resources and
 - Allow requests to be made only in an increasing order

Preventing Circular Wait

Impose an ordering on Resources:

1	W
2	X
3	Y
4	Z

Process: A	B	C	D	A	B	C	D
Request: W	X	Y	Z	X	Y	Z	W

After first 4 requests:

		A / W	
D / Z			B / X
		C / Y	

Process D cannot request resource W
without voluntarily releasing Z first

Problems with Linear Ordering Approach

- (1) Adding a new resource that upsets ordering requires all code ever written for system to be modified!
- (2) Resource numbering affects efficiency
 - => A process may have to request a resource well before it needs it, just because of the requirement that it must request resources in ascending sequence



Deadlock Avoidance

- OS never allocates resources in a way that could lead to deadlock
 - => Processes must tell OS in advance how many resources they will request



Banker's Algorithm

- Banker's Algorithm runs each time:
 - a process requests resource - *Is it Safe?*
 - a process terminates - *Can I allocate released resources to a suspended process waiting for them?*
- A new state is safe if and only if every process can complete after allocation is made
 - => Make allocation, then check system state and de-allocate if safe/unsafe

Definition: Safe State

- State of a system
 - An enumeration of which processes hold, are waiting for, or might request which resources
- Safe state
 - No process is deadlocked, and there exists no possible sequence of future requests in which deadlock could occur.
or alternatively,
 - No process is deadlocked, and the current state will not lead to a deadlocked state

Deadlock Avoidance

Safe State:

	Current Loan	Max Need
Process 1	1	4
Process 2	4	6
Process 3	5	8

Available = 2

Deadlock Avoidance

Unsafe State:

	Current Loan	Max Need
Process 1	8	10
Process 2	2	5
Process 3	1	3

Available = 1

Safe to Unsafe Transition

Current state being safe does not necessarily imply future states are safe

Current Safe State:

	Current Loan	Maximum Need	
Process 1	1	4	
Process 2	4	6	
Process3	5	8	Available = 2

Suppose Process 3 requests and gets one more resource

	Current Loan	Maximum Need	
User1	1	4	
User2	4	6	
User3	6	8	Available = 1

Essence of Banker's Algorithm

- Find an allocation schedule satisfying maximum claims that allows to complete jobs

=> Schedule exists iff safe

- Method: "Pretend" you are the CPU.

1. Scan table (PCB?) row by row and find a job that can finish
2. Add finished job's resources to number available.

Repeat 1 and 2 until

- all jobs finish (safe), or
- no more jobs can finish, but some are still "waiting" for their maximum claim (resource) request to satisfied (unsafe)

Banker's Algorithm

Constants

```
int    N {number of processes}
int    Total_Units
int    MaximumNeed[i]
```

Variables

```
int    i {denotes a process}
int    Available
int    CurrentLoan[i]
boolean Cannot_Finish[i]
```

Function

```
Claim[i] = MaximumNeed[i] - CurrentLoan[i];
```

Banker's Algorithm

```

Begin
  Available = Total_Units;
  For i = 1 to N Do
    Begin
      Available = Available - CurrentLoan [i];
      Cannot_Finish [i] = TRUE;
    End;
  End;

  i = 1;
  while ( i <= N ) Do
    begin
      If ( Cannot_Finish [i] AND Claim [i] <= Available )
        Then Begin
          Cannot_Finish [i] = False;
          Available = Available + CurrentLoan [i];
          i = 1;
        End;
      Else i = i+1;
    End;
  End;
  If ( Available == Total_Units )
    Then Return ( SAFE )
    Else Return ( UNSAFE );
End;

```

Initialize

Find schedule to complete all jobs

Banker's Example #1

Total_Units = 10 units

N = 3 processes

Process: 1 2 3 1

Request: 2 3 4 1

Can the fourth request be satisfied?

Process	Current Loan	Maximum Need	Claim	Cannot Finish
1		4		
2		4		
3		8		

Available =

i =

Banker's Example #2

Total_Units = 10 units

N = 3 processes

Process: 1 2 3 1

Request: 4 1 1 2

Can the fourth request be satisfied?

Process	Current Loan	Maximum Need	Claim	Cannot Finish
1		10		
2		6		
3		3		

Available =

i =

Banker's Algorithm: Summary

(+) PRO's:

- ☺ Deadlock never occurs.
- ☺ More flexible & more efficient than deadlock prevention. (Why?)

(-) CON's:

- ☹ Must know max use of each resource when job starts.
=> No truly dynamic allocation
- ☹ Process might block even though deadlock would never occur

Deadlock Detection

Allow deadlock to occur, then recognize that it exists


- Run deadlock detection algorithm whenever locked resource is requested
- Could also run detector in background

Resource Graphs

Graphical model of deadlock

Nodes:

1) Processes



2) Resources




Edges:


1) Request



2) Allocate



Resource Graphs: Example



P1 holds 2 units of R1

P1 holds 1 unit of R2

R1 has a total inventory of 4 units

P2 holds 1 unit of R1

P2 requests 1 unit of R2 (and is blocked)

Operations on Resource Graphs: An Overview

- 1) Process requests resources: Add arc(s)
- 2) Process acquires resources: Reverse arc(s)
- 3) Process releases resources: Delete arc(s)



Graph Reductions

- A graph is reduced by performing operations 2 and 3 (reverse, delete arc)
- A graph is completely reducible if there exists a sequence of reductions that reduce the graph to a set of isolated nodes
- A process P is not deadlocked if and only if there exists a sequence of reductions that leave P unblocked
- If a graph is completely reducible, then the system state it represents is not deadlocked



Operations on Resource Graphs: Details

1) P requests resources (Add arc)

Precondition:

- P must have no outstanding requests
- P can request any number of resources of any type

Operation:

- Add one edge (P, R_j) for each resource copy R_j requested

2) P acquires resources (Reverse arc)

Precondition:

- Must be available units to grant all requests
- P acquires all requested resources

Operation:

- Reverse all request edges directed from P toward resources

Operations on Resource Graphs: Details ...

3) P releases resources (Delete arc)

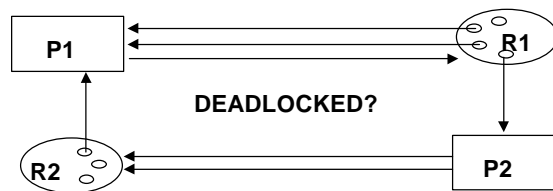
Precondition:

- P must have no outstanding requests
- P can release any subset of resources that it holds

Operation:

- Delete one arc directed away from resource for each released resource

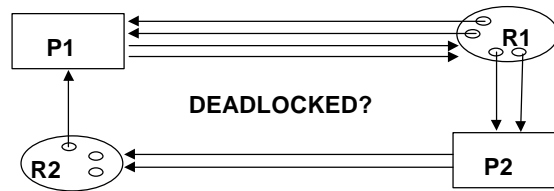
Resource Graphs



NO....One sequence of reductions:

- 1) P1 acquires 1 unit of R1
- 2) P1 releases all resources (finishes)
- 3) P2 acquires 2 units of R2
- 4) P2 releases all resources (finishes)

Resource Graphs ...



NO.... One sequence of Reductions:

- 1) P2 acquires 2 units of R2
- 2) P2 releases all resources (finishes)
- 3) P1 acquires 2 units of R1
- 4) P1 releases all resources (finishes)

Resource Graphs...

What if there was only 2 available unit of R2 ?

Can deadlock occur with multiple copies of just one resource?

?

Can deadlock occur with just one copy of one resource?



Recovering from Deadlock

Once deadlock has been detected, the system must be restored to a non-deadlocked state

- 1) Kill one or more processes
 - Might consider priority, time left, etc. to determine order of elimination
- 2) Preempt resources
 - Preempted processes must rollback
 - Must keep ongoing information about running processes