

READ THIS NOW!

- Print your name in the space provided below.
- Print your name and ID number on the Opscan form; be sure to code your ID number on the Opscan form. Code **Form B** on the Opscan.
- Choose the single best answer for each question — some answers may be partially correct. If you mark more than one answer, it will be counted wrong.
- Unless a question involves determining whether given C++ code is syntactically correct, assume that it is valid. The given code has been compiled and tested, except where there are deliberate errors. Unless a question specifically deals with compiler `#include` directives, you should assume the necessary header files have been included.
- Be careful to distinguish integer values from floating point (real) values (containing a decimal point). In questions/answers which require a distinction between integer and real values, integers will be represented without a decimal point, whereas real values will have a decimal point, [1704 (integer), 1704.0 (real)].
- The answers you mark on the Opscan form will be considered your official answers.
- When you have completed the test, sign the pledge at the bottom of this page and turn in the test.
- This is a closed-book, closed-notes examination. No calculators or other electronic devices may be used during this examination. You may not discuss (in any form: written, verbal or electronic) the content of this examination with any student who has not taken it. You must return this test form when you complete the examination. Failure to adhere to any of these restrictions is an Honor Code violation.
- There are 20 questions, equally weighted. The maximum score on this test is 100 points.

Do not start the test until instructed to do so!

Print Name (Last, First) _____

Pledge: On my honor, I have neither given nor received unauthorized aid on this examination.

signature

I. Recursion

1. The following recursive function call, `Sum(IntArray, 0, Size)`, sums an array of integers:

```
int Sum(const int Array[], int Begin, int Dim ) {  
    if ( Begin >= Dim ) return 0;  
    else if ( _____ )  
        return Array[Dim-1];  
    else  
        return ( Array[Begin] + Sum(Array, Begin+1, Dim) );  
}
```

What should the missing condition in the if statement be?

- 1) `Begin != Dim`
 - 2) `Array[Begin] == Array[Dim]`
 - 3) `Array[Begin-1] == Array[Dim-1]`
 - 4) `Begin == Dim-1`
 - 5) `Begin-1 == Dim-1`
 - 6) None of the above
2. The previous function is an example of what type of recursive problem solving strategy?
- 1) going up (tail) recursion
 - 2) going down (head) recursion
 - 3) middle decomposition recursion
 - 4) edges & center decomposition
 - 5) backtracking
 - 6) None of the above

Consider the recursive function given below:

```
int SigmaSqr(int a, int b) {  
    if ( a == b ) return( a * a );  
    else return( SigmaSqr((a+b)/2+1), b) + SigmaSqr(a, ((a+b)/2) );  
}
```

3. What is the value returned by the call `cout << SigmaSqr(2,6);`
- 1) None of these
 - 2) 9
 - 3) 16
 - 4) 25
 - 5) 29
 - 6) 40
 - 7) 51
 - 8) 80
 - 9) 90
4. The previous function is an example of what type of recursive problem solving strategy?
- 1) going up (tail) recursion
 - 2) going down (head) recursion
 - 3) middle decomposition recursion
 - 4) edges & center decomposition
 - 5) backtracking
 - 6) None of the above

II. Object Manipulations

Assume the following class declaration and implementation:

<pre>class Info { private: double* Dinfo; public: Info(); Info(double Dinit); double getDinfo(); void setDinfo(double Dset); bool operator<(const Info& Info2); ~Info(); }; Info::Info() { this->Dinfo = new double(0.0); } Info::Info(double Dinit) { Dinfo = new double(Dinit); }</pre>	<pre>double Info::getDinfo() { return (*Dinfo); } void Info::setDinfo(double Dset) { *Dinfo = Dset; } bool Info::operator< (const Info& Info2) { return ((*Dinfo) < *(Info2.Dinfo)); } Info::~ ~ Info() { delete Dinfo; }</pre>
---	--

Given the following code:

```
void main() {
    Info a, b(1.0);

    { // [(| Internal Block in main() |)]
        Info c, d = a; //Info objects local to internal block
        d.setDinfo(2.0);
        c = b;
        b.setDinfo(3.0);
        cout << "Info of a is:" << a.getDinfo() << endl;           //LINE 1
        cout << "Info of c is:" << c.getDinfo() << endl;           //LINE 2
    } // [(| End of Internal block |)]

        cout << "Info of b = " << b.getDinfo() << endl;           //LINE 3
    }
```

5. In the above code, after execution, how many dynamically allocated double, (not bytes), memory storage locations are not deleted, (that is, how many memory leaks occurs in the above code)?

- | | |
|------|------------------------|
| 1) 1 | 4) 4 |
| 2) 2 | 5) 0 (all are deleted) |
| 3) 3 | 6) None of these |

II. Object Manipulations (*continued*)

Considering the previous code, for the next 3 questions, select your answers from the following:

- | | |
|--------|--------------------|
| 1) 1.0 | 4) 0.0 |
| 2) 2.0 | 5) Execution Error |
| 3) 3.0 | 6) None of these |

6. What is output by the call `a.getDinfo()` in LINE 1 above?
7. What is output by the call `c.getDinfo()` in LINE 2 above?
8. What is output by the call `b.getDinfo()` in LINE 3 above?

-
9. (True or False) Copy constructor and assignment operator overload functions should be implemented for all classes. Even for classes that do not contain dynamic data.

- 1) True 2) False

10. When a copy constructor function is implemented in a class which contains dynamic data, then the copy constructor would be automatically invoked in each of the following described execution points in a program except one. Identify at which instance the copy constructor function would **NOT** be automatically executed?

- 1) When an object is returned by a function.
- 2) When an object is initialized to another object in a definition.
- 3) When an object is passed by value.
- 4) When an object is assigned to an existing object of the same class.
- 5) None of the above, (all of the above situations would execute the copy constructor).

III. Linked List Class Manipulation

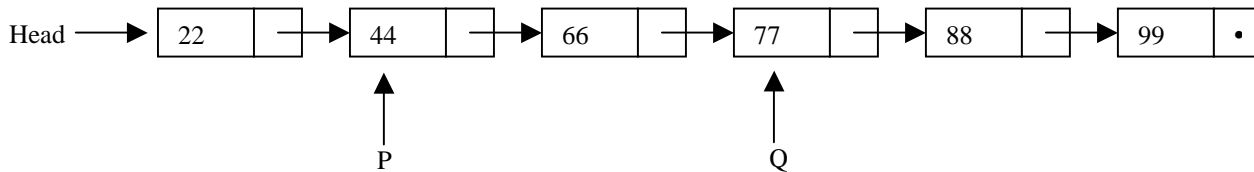
Consider the linked list class and list node declarations given below:

```
class ItemType {
private:
    int Value;
public:
    ItemType();
    ItemType(int newValue);
    void setValue(int newValue);
    int  getValue() const
        {return Value;}
};
```

```
class LinkNode {
private:
    ItemType Data;
    LinkNode* Next;
public:
    LinkNode();
    LinkNode(ItemType newData);
    bool setNext(LinkNode* newNext);
    bool setData(ItemType newData);
    ItemType getData() const;
    LinkNode* getNext() const;
};

LinkNode *Head, *P, *Q;
```

Assume that the member functions above have been implemented correctly to carry out their intended task. Given the initial list structure:



For the next 4 questions, determine what the execution of the given code fragment would do, assuming the list structure above as your starting point (for each question). Note – dangling references into the heap should be ignored, indicated by “??”. Choose from the possible answers given on the following page.

11.

```
LinkNode *S=Head;
P->getNext()->setNext(Q->getNext());
delete Q;
S->setNext(P->getNext());
delete P;
```
12.

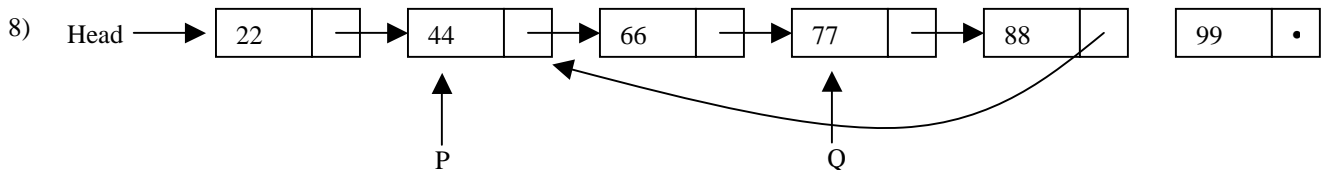
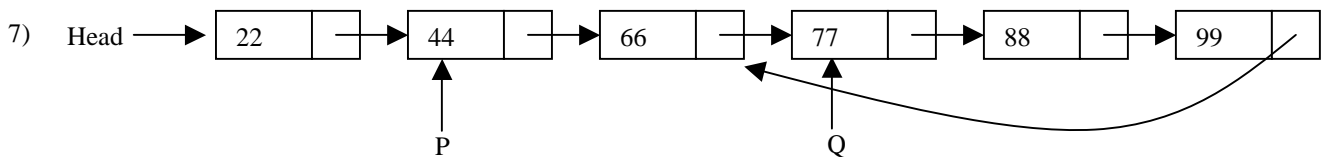
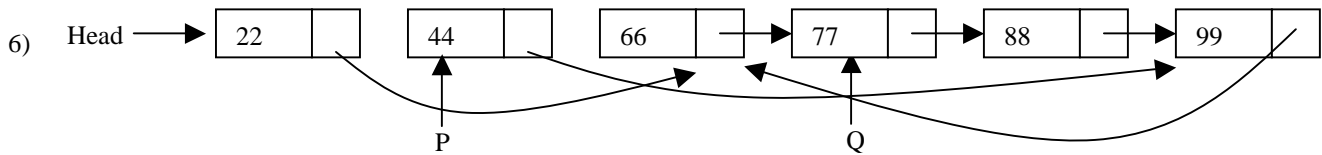
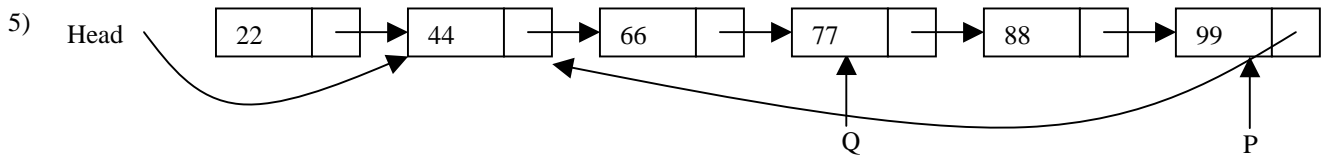
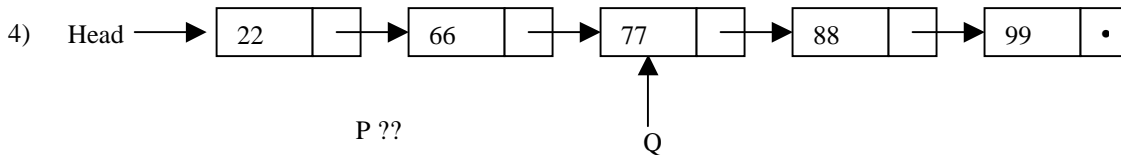

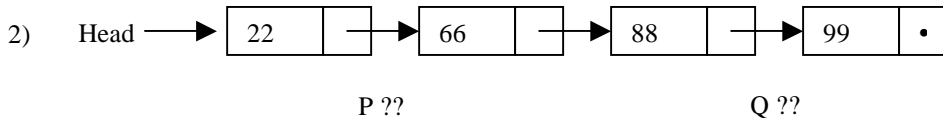
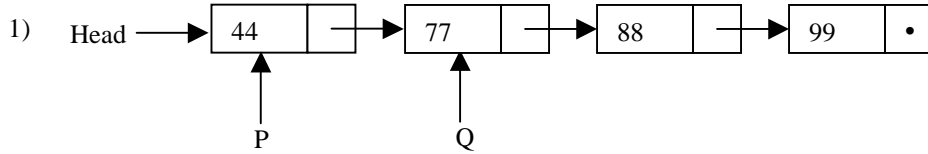
```
LinkNode *R;
R = P->getNext()->getNext()->getNext();
R->setNext(Head->getNext());
```
13.

```
LinkNode *Y, *X=Head;
for (int i=0; i<=0; i++) {
    Y = X->getNext()->getNext();
    delete X->getNext();
    X->setNext(Y);
    X = Y;
}
```
14.

```
LinkNode *T=P;
while (T->getNext() != NULL) T = T->getNext();
Head->setNext(P->getNext());
P->setNext(T);
T->setNext(Head->getNext());
```

III. Linked List Class Manipulation (*continued*)

Select from the possible answers for the 4 questions given on the previous page. Question marks (??) indicate the pointer has an unknown, or invalid, value.



IV. Class Pointers

For the following 2 questions, assume the following declarations:

```
class Element {  
private:  
    int    value;  
    Element* pointer;  
public:  
    void bar();  
};
```

```
//inside the Element member function bar()  
Element* node;  
node = new Element;  
node->value = -1;  
node->pointer = NULL;  
Element thing = *node;  
thing.pointer = node;  
thing.value = -2;  
thing.pointer->value = -3;  
thing.pointer->pointer = thing.pointer;
```

15. From inside the same member function as the above code, what is the data type of the expression at the right? `*node`
- 1) Element 3) Element* 5) Element->
2) Pointer 4) Pointer* 6) None of the above
16. Assuming the default (language supplied) destructor (i.e. no destructor has been explicitly implemented), consider just the code above, after the member function would complete execution, how many memory leaked Element objects would still exist in memory?
- 1) 1 3) 3 5) 0
2) 2 4) 4 6) None of the above
17. From inside the same member function as the above code, what is the data type of the expression at the right? `thing.pointer->pointer`
- 1) Element 3) Element* 5) class*
2) Pointer 4) Pointer* 6) None of the above
18. From inside the same member function as the above code, which of the following statements could be used to connect, (i.e., point), the Element object containing the integer -2 to the Element object containing the integer -2, (i.e. to itself)?
- 1) `node->pointer = node;` 4) `thing.pointer = &thing;`
2) `thing->pointer = thing;` 5) `thing->pointer = &thing;`
3) `node.pointer = &node;` 6) None of the above

III. Command Line Arguments

Consider the P2 LAMS program that provides for zero command line arguments, one or two:

```
LAMS <InitialMovieDataFileName>
```

or

```
LAMS <DatabaseFileName> <DatabaseActionsFileName>
```

For the next question, choose from the following possible answers:

- | | | |
|---------|------------|------------|
| 1) arg | 4) argc[0] | 7) argv[0] |
| 2) argc | 5) argc[1] | 8) argv[1] |
| 3) argv | 6) argc[2] | 9) argv[2] |

19. The incomplete code below checks for the existence of the optional command line arguments and calls functions to process them. Select the answer to fill in the blank to carry out the indicated task correctly. All of the blanks are to be filled in by the same choice.

```
switch(argc) {
    case 0: break;
    case 1: break;
    case 2: //call ConvertToDatabase passing Initial Movie Data File Name
            ConvertToDatabase(_____); break;
    case 3: //call ReadDatabase passing Database File Name
            ReadDatabase(_____);
            //call ProcessActions passing Database Actions File Name
            ProcessActions(arg????????); break;
    default://invalid number of CLAs
            cout <<"usage: LAMS <InitialMovieDataFile>"<<endl;
            cout <<"          LAMS <DatabaseFile> <DatabaseActionsFile>"<<endl;
} //end switch
```

20. In the code above one of the switch cases can never logically occur, which one?

- | | | |
|-----------|------------|----------------------|
| 1) Case 1 | 3) Case 3 | 5) Case 0 |
| 2) Case 2 | 4) default | 6) None of the above |