

Software Testing

Overview

- What is software testing?
- General testing criteria
- Testing strategies
- OO testing strategies
- Debugging

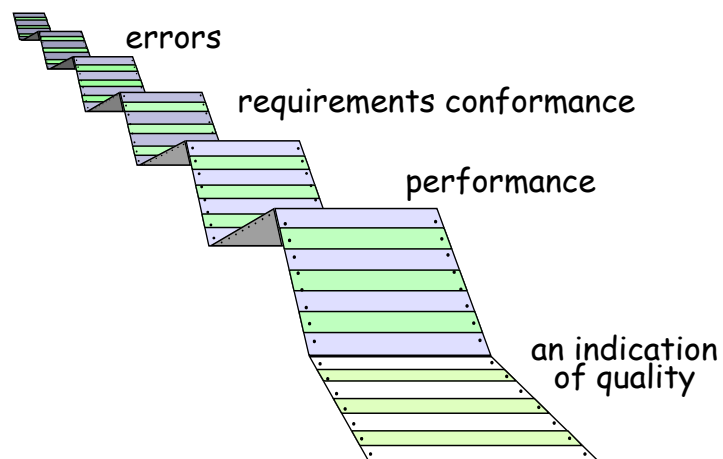
Software Testing

- Testing is the process of exercising a program with the specific intent of finding errors prior to delivery to the end user.

N. Meng, B. Ryder

3

What Does Testing Show?



N. Meng, B. Ryder

4

Verification and Validation

- Verification refers to tasks to ensure that software correctly implements a specific function
 - “Are we building the product right?”
- Validation refers to tasks to ensure that the built software is traceable to customer requirements
 - “Are we building the right product?”

N. Meng, B. Ryder


5

Who Tests the Software?



developer

**Understands the system
but, will test "gently"
and, is driven by "delivery"**



independent tester

**Must learn about the system,
but, will attempt to break it
and, is driven by quality**

N. Meng, B. Ryder

6

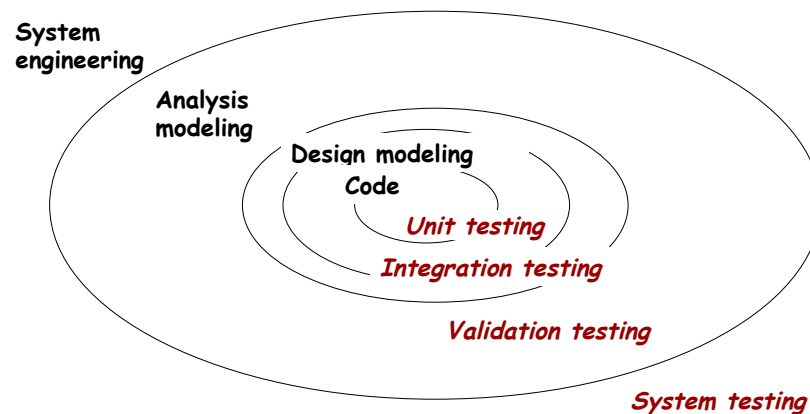
General Testing Criteria

- Interface integrity
 - Communication and collaboration between components
- Functional validity
 - Algorithm implementation
- Information content
 - Local or global data
- Performance

N. Meng, B. Ryder

7

Testing Strategies



N. Meng, B. Ryder

8

Testing Strategies

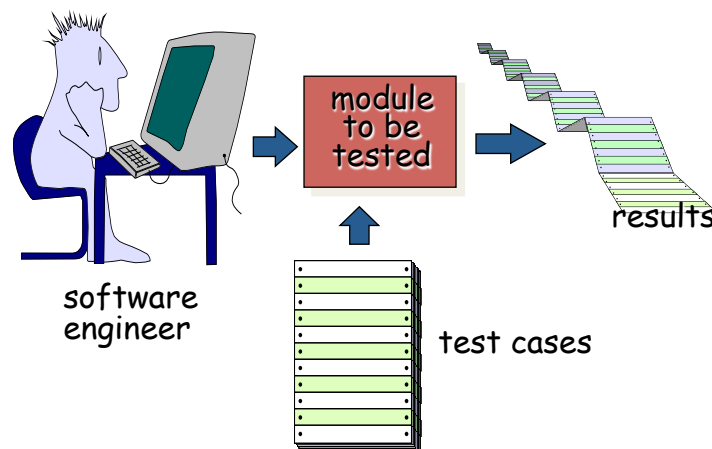
- We begin by **"testing-in-the-small"** and move toward **"testing-in-the-large"**
- For conventional software
 - The module is our initial focus
 - Integration of modules follows
- For OO Software
 - OO class is our initial focus
 - Integration of classes via communication and collaboration follows

N. Meng, B. Ryder

9

Strategy 1: Unit Testing

- Verification on the smallest unit of software design



10

What Are Tested?

- **Module interface**
 - Information properly flows in and out
- **Local data structures**
 - Data stored temporarily maintains its integrity

What Are Tested?

- **Boundary conditions**
 - The module operates properly at boundaries established to limit or restrict processing
- **Independent paths**
 - All statements in a module have been executed at least once
 - Including error-handling paths

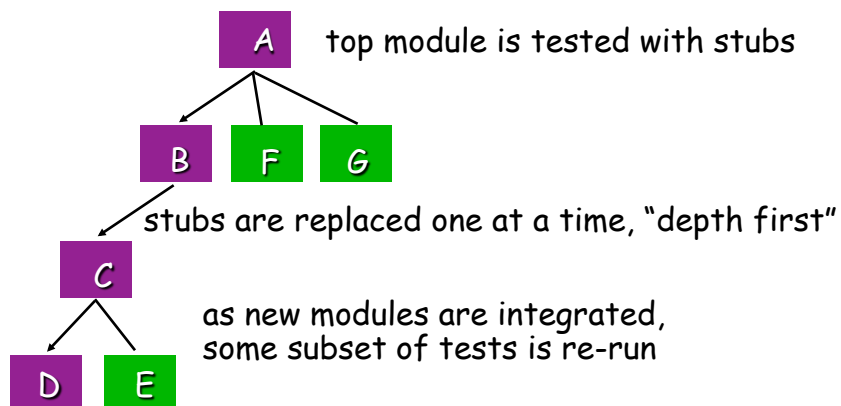
Strategy 2: Integration Testing

- To construct tests to uncover errors associated with interfacing between units
- Two ways to integrate incrementally
 - Top-down integration
 - Bottom-up integration

N. Meng, B. Ryder

13

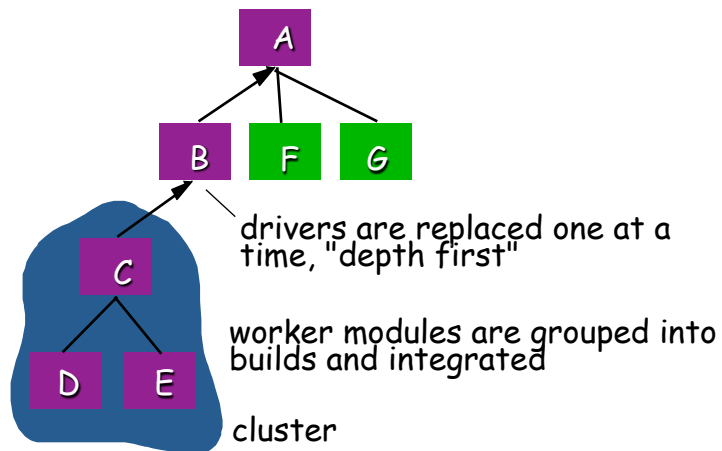
Top-Down Integration



N. Meng, B. Ryder

14

Bottom-Up Integration



N. Meng, B. Ryder

15

Regression Testing

- As a new module is added in integration testing, **regression testing** reruns some already executed tests to ensure that software changes do not cause problems in verified functions.
 - i.e., no unintended side effect is caused

N. Meng, B. Ryder

16

Smoke Testing

- An integration testing approach **daily conducted** to test time-critical projects
 - “The smoke test should exercise the entire system from end to end. It does not have to be exhaustive, but it should be capable of exposing major problems. The smoke test should be thorough enough that if the build passes, you can assume that it is stable enough to be tested more thoroughly.”

N. Meng, B. Ryder

17

Smoke Testing

- Step 1: Software components already implemented are integrated into a “build”
 - A build includes all data files, libraries, reusable modules, and engineered components that are required to implement **one or more product functions.**

N. Meng, B. Ryder

18

Smoke Testing

- Step 2: Tests are designed to expose errors that will keep the build from properly performing its function
 - The intent should be to uncover "show stopper" errors that have the highest likelihood of throwing the software project behind schedule.

N. Meng, B. Ryder

19

Smoke Testing

- Step 3: The build is integrated with other builds, and the entire product is smoke tested daily.
 - The integration approach may be top down or bottom up

N. Meng, B. Ryder

20

Why Smoke Testing?

- Integration risk is minimized
 - Uncover show-stoppers earlier
- The quality of end-product is improved
 - Early exposure of defects in design and implementation
- Error diagnosis and correction are simplified
 - New parts are probably buggy
- Progress is easier to assess

N. Meng, B. Ryder

21

OO Testing Strategies

- Integration testing is mapped to
 - Thread-based testing
 - Integrates the classes required to respond to one input or event for the system
 - Use-based testing
 - integrates the classes required to respond to one use case
 - Cluster testing
 - integrates the classes required to demonstrate one collaboration

N. Meng, B. Ryder

22

Validation Testing

- To check whether software functions as expected by customers
- To ensure that
 - All functional requirements are satisfied
 - All behavioral characteristics are achieved
 - All performance requirements are attained
 - Documentation is correct
 - Other requirements are met

N. Meng, B. Ryder

23

Alpha and Beta Testing

- Alpha testing
 - Acceptance tests by a representative group of end users at the developer's site for weeks or months
- Beta testing
 - "Live" applications of the system in an environment with no developers' presence

N. Meng, B. Ryder

24

Alpha Testing

- Why do we need alpha testing?
 - It is impossible for a developer to foresee how customers will really use a program
- How do people conduct alpha testing?
 - An informal “test drive” or a planned and systematically executed series of tests
 - Users use the software in a natural setting with the developers “looking over the shoulder”

N. Meng, B. Ryder

25

Beta Testing

- Why do we need beta testing?
 - To uncover errors that only end users seem able to find
- How do people conduct beta testing?
 - The customers use the software at end-user sites
 - Customers record all problems that are encountered and report them to developers at regular intervals

N. Meng, B. Ryder

26

System Testing

- A series of different tests to fully exercise the computer-based system
 - Recovery testing
 - Security testing
 - Stress testing
 - Performance testing
 - Deployment testing
- All tests verify that the system is successfully integrated to a larger system

N. Meng, B. Ryder

27

Recovery Testing

- To force the software to fail in a variety of ways and verify that recovery is properly performed
 - Automatic recovery
 - Evaluate whether initialization, check pointing mechanisms, data recovery, and restart are correct
 - Manual recovery
 - Evaluate Mean-Time-To-Repair(MTTR) to determine whether it is acceptable

N. Meng, B. Ryder

28

Security Testing

- To check whether the security protection mechanisms will actually protect the software from improper break through by:
 - acquiring passwords through externally
 - using hacking software
 - browsing/modifying sensitive data
 - intentionally causing system crash/errors

N. Meng, B. Ryder

29

Security Testing

- Given enough time and resources, good security testing will ultimately penetrate a system
- The goal of the system designer is to make penetration cost higher than the value of the information that will be obtained

N. Meng, B. Ryder

30

Stress Testing

- To execute a system by demanding resources in abnormal quantity, frequency, or volume
 - “How high can we crank this up before it fails ?”
 - Design tests that generate ten interrupts per second, when one or two is the average rate
 - Increase the input data rates by an order of magnitude to see how input functions will respond
 - Design tests that may cause excessive hunting for disk-resident data

N. Meng, B. Ryder

31

Performance Testing

- To test the run-time performance of software within the context of an integrated system
- It is usually coupled with stress testing
- It requires both hardware and software instrumentation to
 - measure resource utilization, e.g., processor cycles
 - monitor execution states

N. Meng, B. Ryder

32

Deployment (Configuration) Testing

- To ensure the software works in all different operating systems that it is to operate
 - Execute the software in each environment
 - Examine all installation procedures, installer software, and user documentation

N. Meng, B. Ryder

33

When Should We Stop Testing?

- When detect some pre-defined number of errors
 - Use predictive models for estimation
- Examine number of errors found per unit of time
 - Decide whether to continue based on slope of graphs
- In reality -- **WHEN YOU RUN OUT OF TIME**

N. Meng, B. Ryder

34

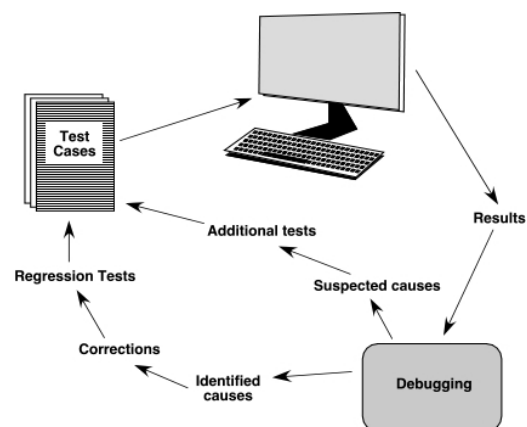
Debugging

- When a test uncovers an error, debugging is the process to diagnose the root cause and further remove the error



35

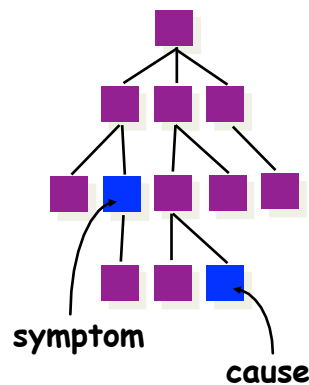
The Debugging Process



N. Meng, B. Ryder

36

Why Is Debugging So Difficult?



- ❑ symptom and cause may be geographically separated
- ❑ symptom may disappear when another problem is fixed
- ❑ cause may be due to a combination of non-errors
- ❑ cause may be due to a system or compiler error
- ❑ cause may be due to assumptions that everyone believes
- ❑ symptom may be intermittent

N. Meng, B. Ryder

37

The Art of Debugging

- Debugging tactics
 - Brute force/testing
 - Backtracking
 - Cause elimination

N. Meng, B. Ryder

38

Brute Force

- Record as much information as you can
 - Take memory dumps, collect runtime traces, print or log program states
- Pros
 - It can work when all other methods fail
- Cons
 - Waste effort and time
 - Too much information to be useful

N. Meng, B. Ryder

39

Backtracking

- Beginning at the site where a symptom has been uncovered, the source code is traced backward (manually) until the cause is found
- Pros
 - Simple, good for small programs
- Cons
 - As the number of source lines increases, the number of potential backward paths may become unmanageably large

N. Meng, B. Ryder

40

Cause Elimination

- Data related to the error occurrence are organized to isolate potential causes
 - A "cause hypothesis" is devised and the data are used to prove or disprove the hypothesis
 - A list of all possible causes is developed and tests are conducted to eliminate each